

Appendix 3: Landscape Plans

St. John of God Subiaco Re-Development
12 Salvado Road, Subiaco, Western
Australia

LANDSCAPE

Development Approval Report

221018 - Issue for DA Submission

Architect: Silver Thomas Hanley
Architecture (STH)
Landscape Consultant:
CAPA Studio (Carrier and Postmus
Architects)



Design Team: Architect

CAPA
STUDIO

Design Team: Landscape Design

CORE LANDSCAPE IDEAS

Landscape ideas structuring approach



ESTABLISHING CONNECTIONS

- providing pedestrian clarity with vehicular interfaces
- clear access from parking to administration entry
- new covered connections
- access to a variety of spaces for visitors and patients
- providing opportunity to journey through a private space for public gain; access for Wembley with Subiaco



GENEROSITY + VARIETY

- providing areas for social, cultural and quiet refuge
- generous spaces for winter solar access, summer tree shade, canopy shade
- providing specific amenity for adjacent functions

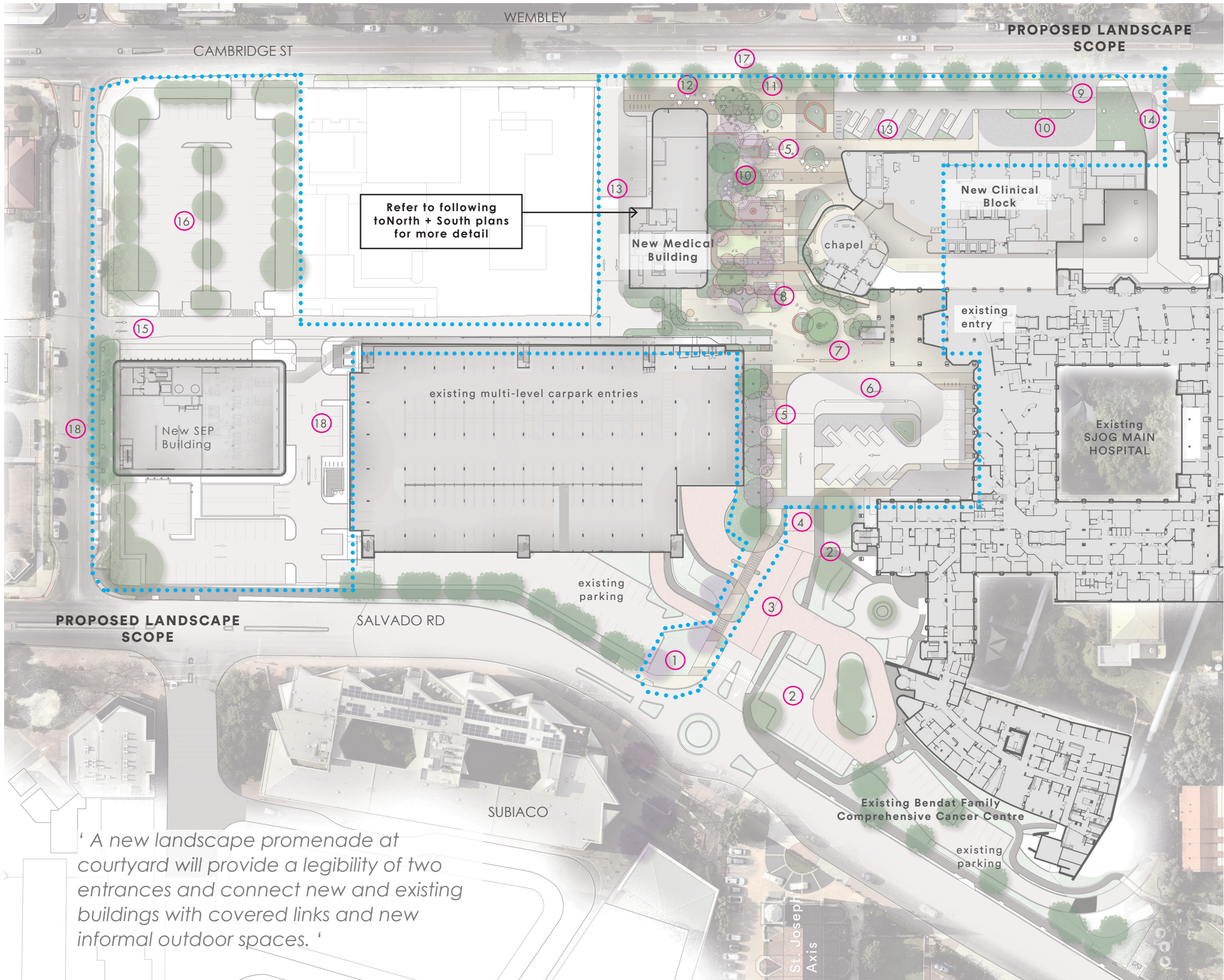


CORE VALUES

- reflecting the client's mission statement, and understanding the campus holistically as a place of healing
- reflecting histories of place, people and cultures



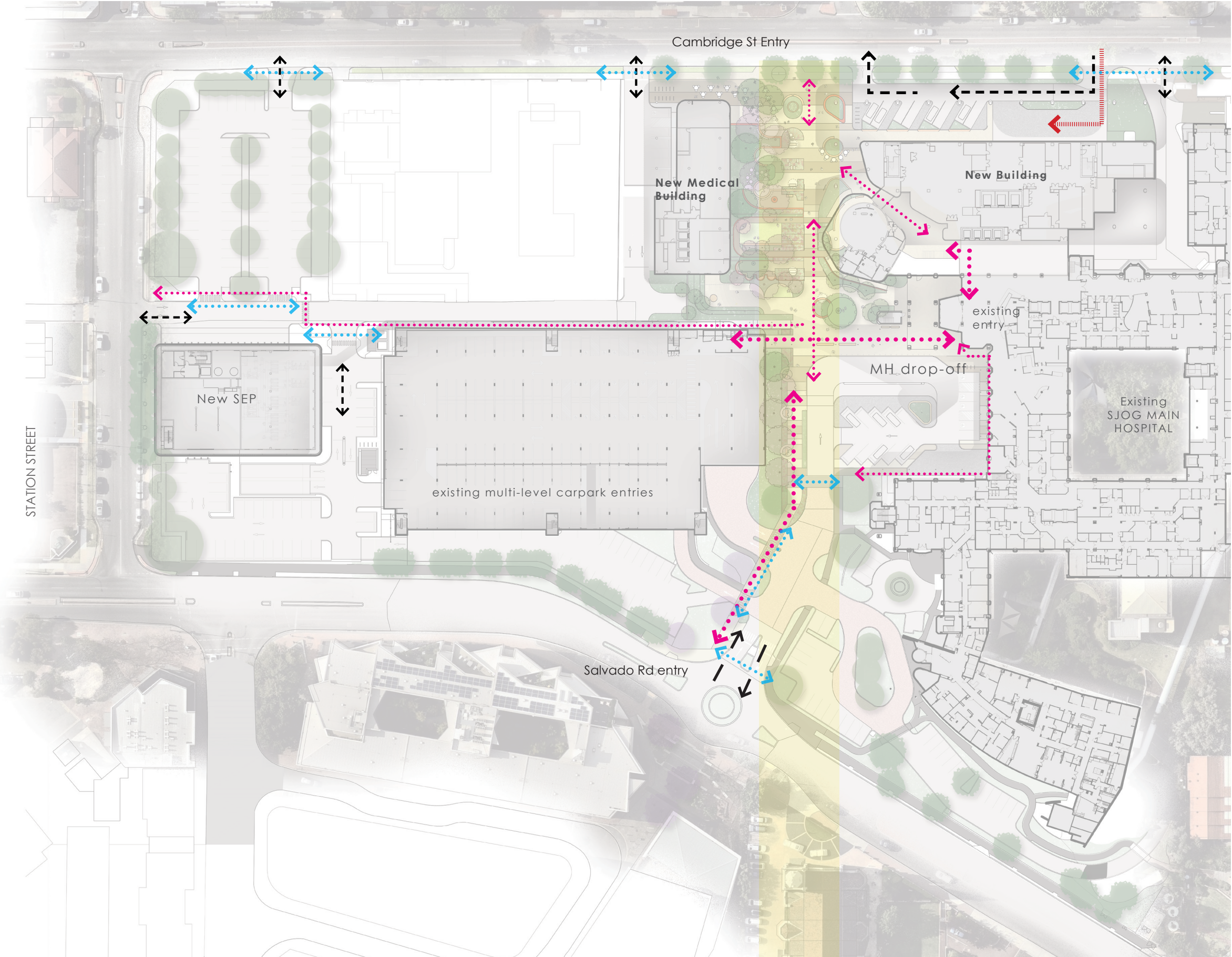
LANDSCAPE PROPOSAL
Overall (GF) - Salvado Rd + Cambridge Entries



KEY ELEMENTS_GF

1. LANDSCAPE ENTRY - New paving for main entry identity.
2. EXISTING LANDSCAPE SURROUNDS - Mature tree retention and clear secondary pathways.
3. FORMAL ENTRY LINK - Improving primary circulation with a central promenade.
4. LINK CROSSING - New pedestrian crossing for clarity and paving transition to Drop Off at Main Hospital (MH) Entry.
5. FORMAL PROMENADE + SEATING COVES Sheltered seating with shade canopies.
6. CAR PARK DROP-OFF - Opportunities to provide integrated landscape and consolidated parking.
7. CENTRAL PLAZA - Generous covered plaza for hospital entry and providing new connections with adjacent buildings.
8. TERRACED LANDSCAPE COVES
9. NEW EMERGENCY ENTRY
10. NEW AMBULANCE ACCESS
11. CAMBRIDGE STREET ENTRY - New pedestrian entry to the campus from Cambridge Street.
12. COMMERCIAL ALFRESCO AREA
13. CAR PARKING
14. SERVICE ENTRY
15. STATION STREET GATEWAY - Clear pedestrian and vehicle movements.
16. CARPARK RE-MEDIATION - Renovated carpark with new trees and surfacing.
17. PROPOSED RELOCATED BUS STOP
18. NEW SEP LANDSCAPE AND STREETScape

LANDSCAPE CONNECTIONS
Overall Diagram (GF)

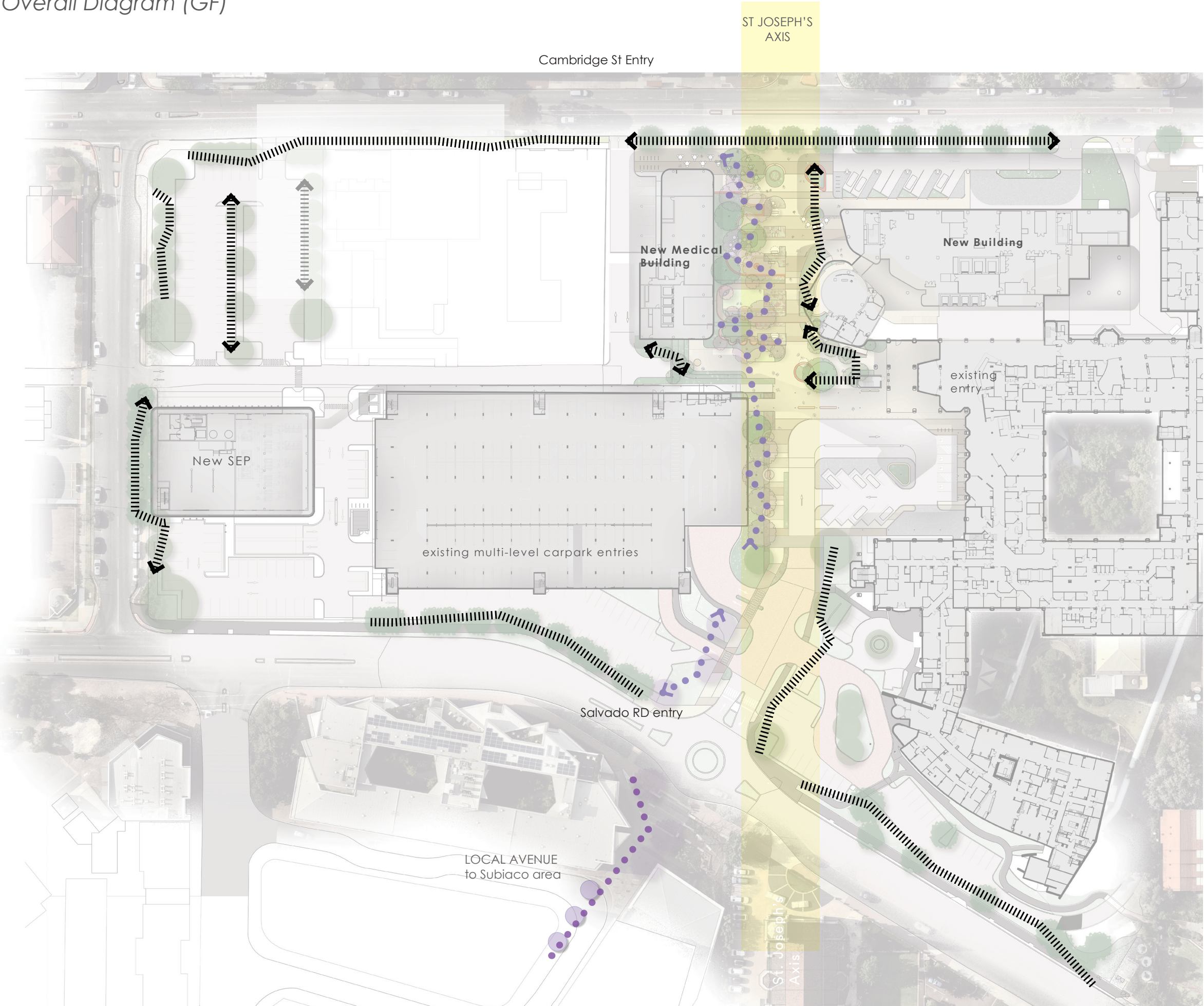


KEY

- Primary Pedestrian Access
- Pedestrian Access
- Pedestrian crossing
- Vehicular Access
- Ambulance Access

LANDSCAPE TREE CHARACTER

Overall Diagram (GF)

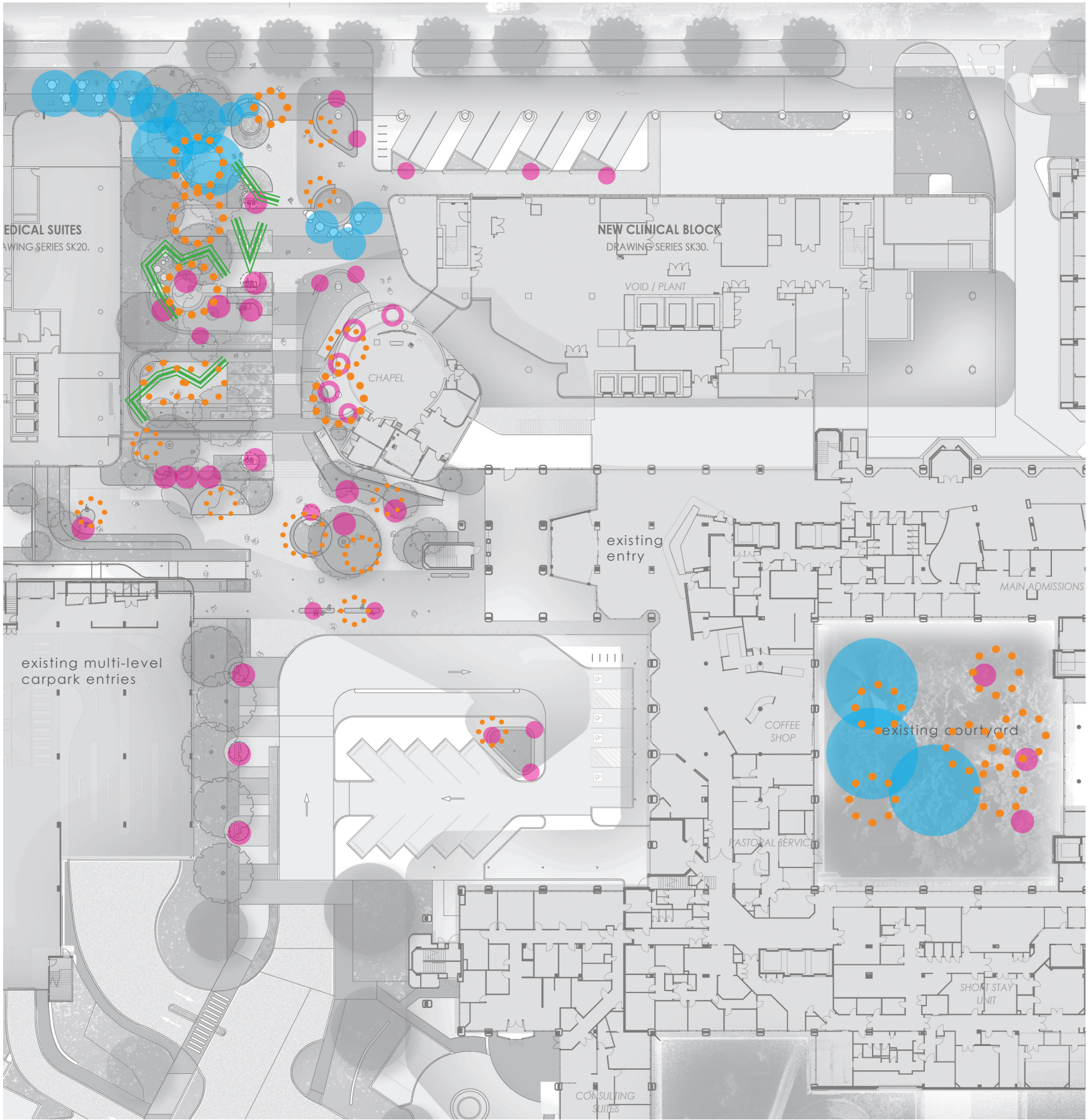


KEY

- NEW Deciduous Tree Avenue
- Existing Deciduous Tree Avenue
- NEW Native Trees
- Existing Native Trees

LANDSCAPE SPACES

Overall Diagram (GF)



KEY

- Seating / Alfresco Areas
- Social Gathering Spaces
- Quiet Spaces for Individuals
- Children play and trails
- REFER TO UPPER LEVELS FOR ADDITIONAL SPACES

LANDSCAPE PAVING


Overall Diagram (GF)



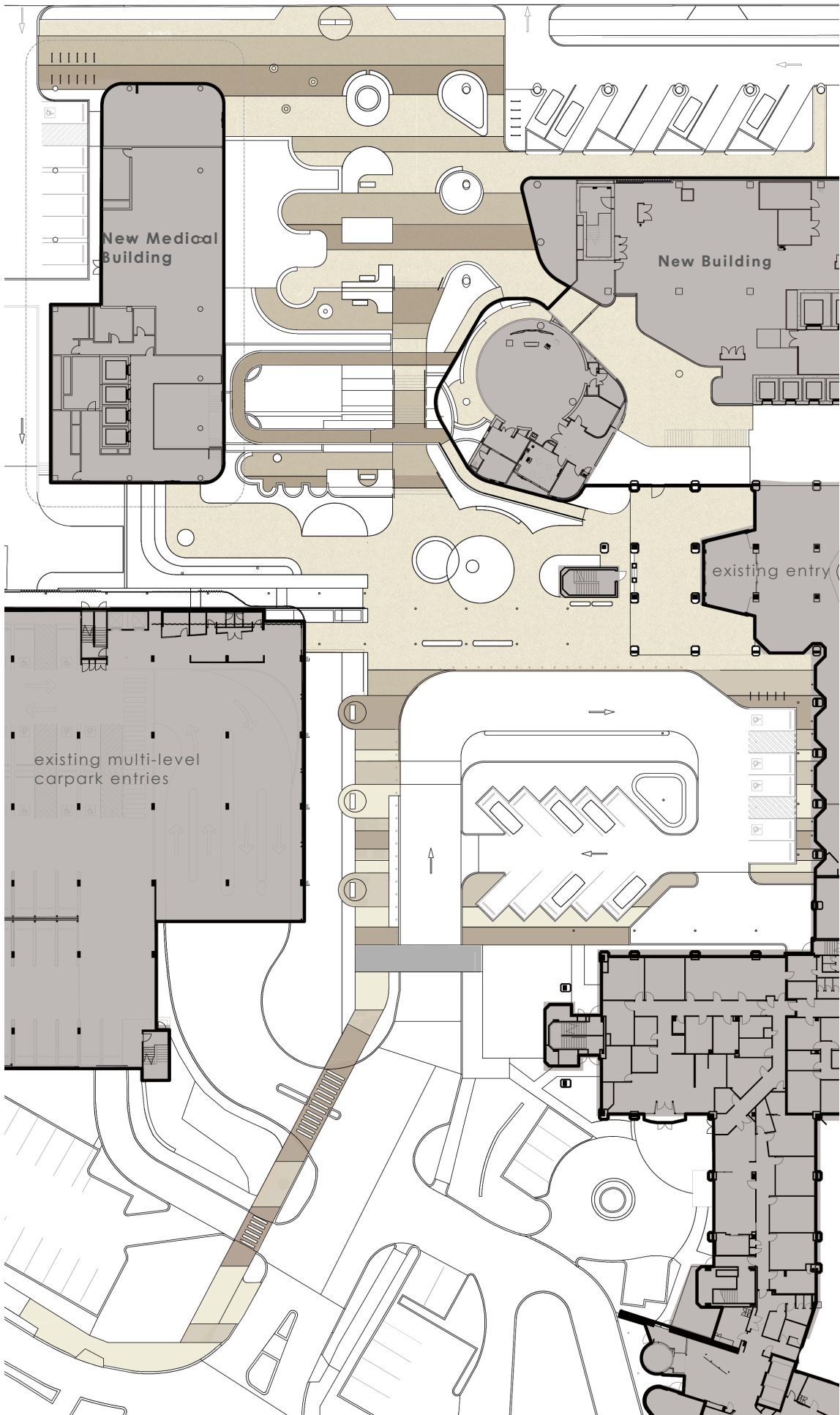
Stone paving with detail motif



Beige & sandstone tonings echo the former and existing buildings & St Josephs Chapel



Decorative concrete with tonal variance



KEY

- ENTRY ZONES
Stone paving with detail motif
- TERRACE
Decorative concrete with tonal variance




LANDSCAPE HERITAGE THREAD

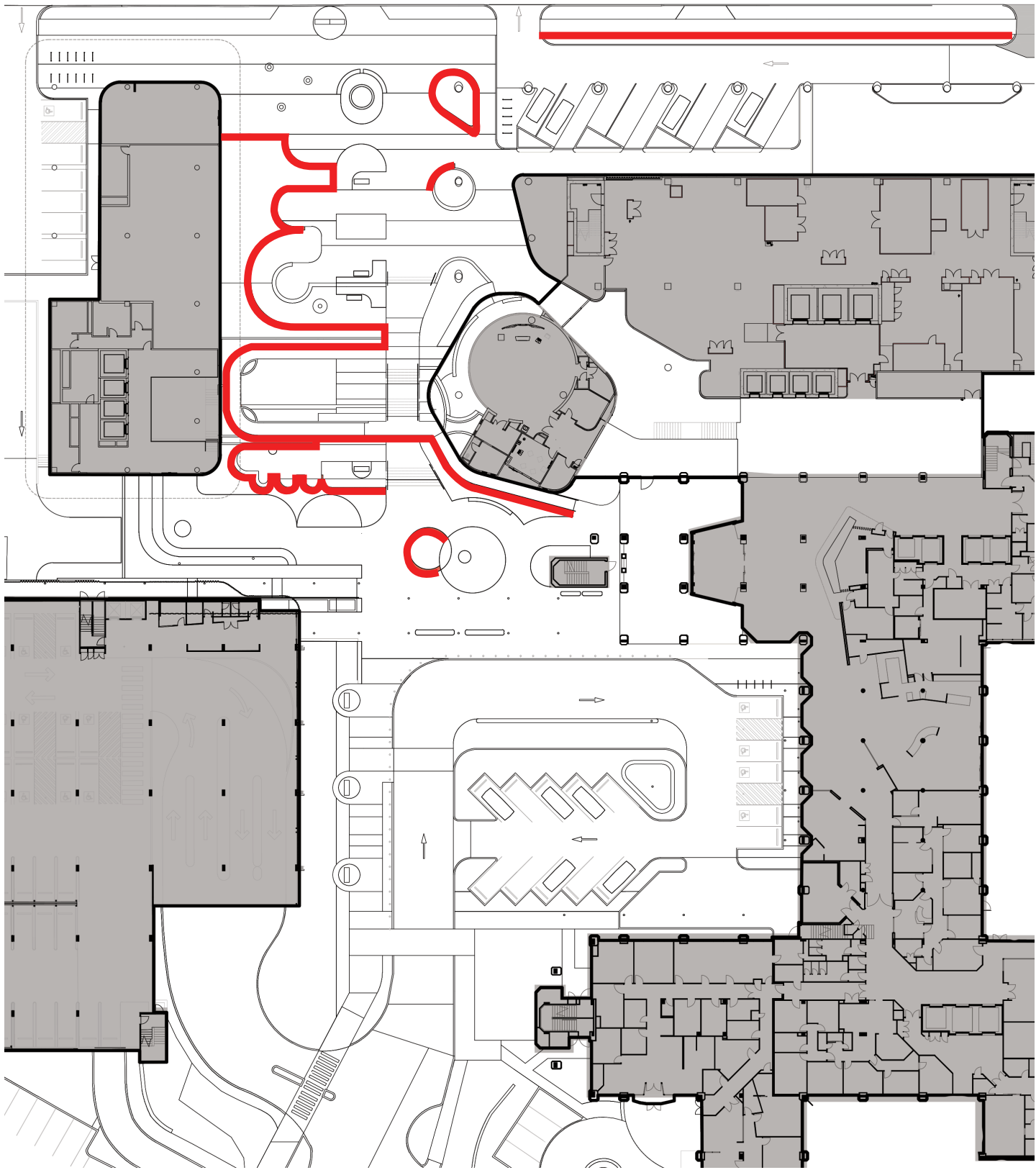
Overall Diagram (GF)



heritage red brickwork provides a significant thread to the width of the site: walls + seating



heritage red clay tonings echo site, local buildings & St Josephs




KEY

HERITAGE + LOCALE THREAD
face heritage red clay brick to terrace walls
and integrated brick top



LANDSCAPE SEATING

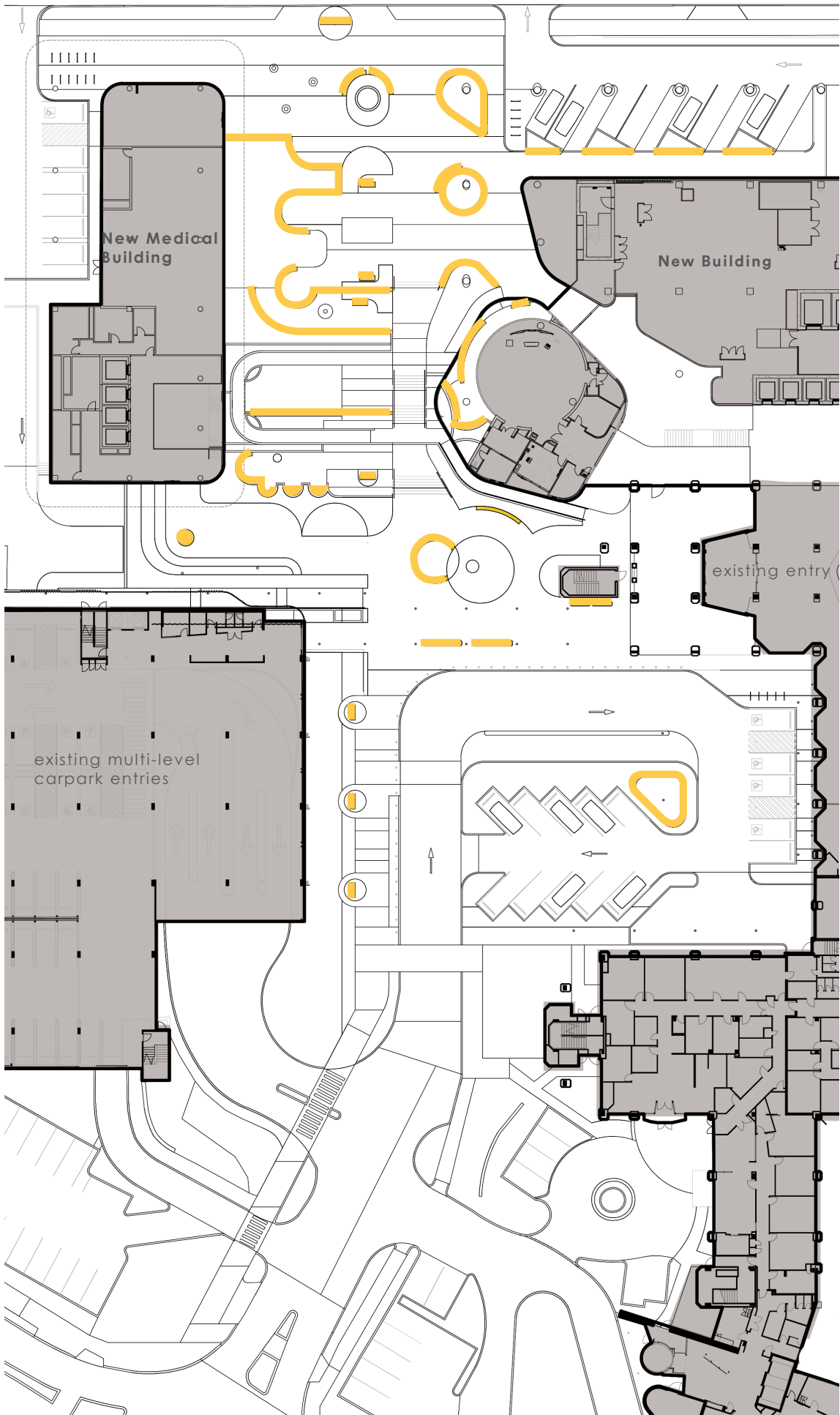
Overall Diagram (GF)



integrated seating and gathering opportunities (Projects by Mala, Aspect Studio)



variety of proprietary seating elements for activities and groupings



KEY


SEATING ELEMENTS
A variety of seating elements through the landscape: benches with arms, spaces for wheelchairs, platform seating, integrated seating walls and opportunities for resting, eating...

LANDSCAPE CANOPIES + SOFFIT SHADE

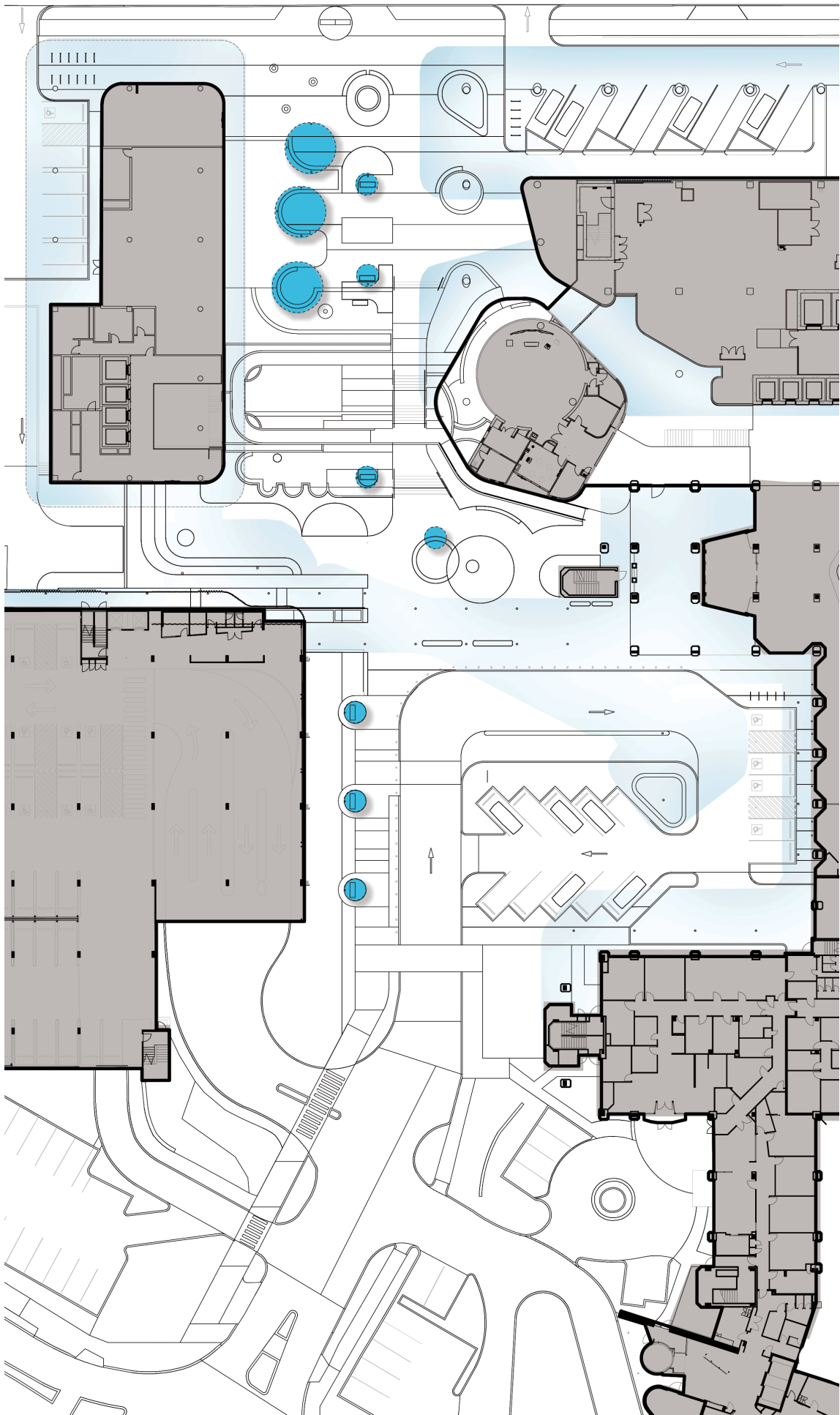
Overall Diagram (GF)



landscape elements for shade, artwork and lighting discs




cultural engagement opportunities



KEY

CANOPY ELEMENTS

ARCHITECTURAL CANOPIES
+ SOFFITS FOR SHADE



LANDSCAPE CULTURAL ELEMENTS

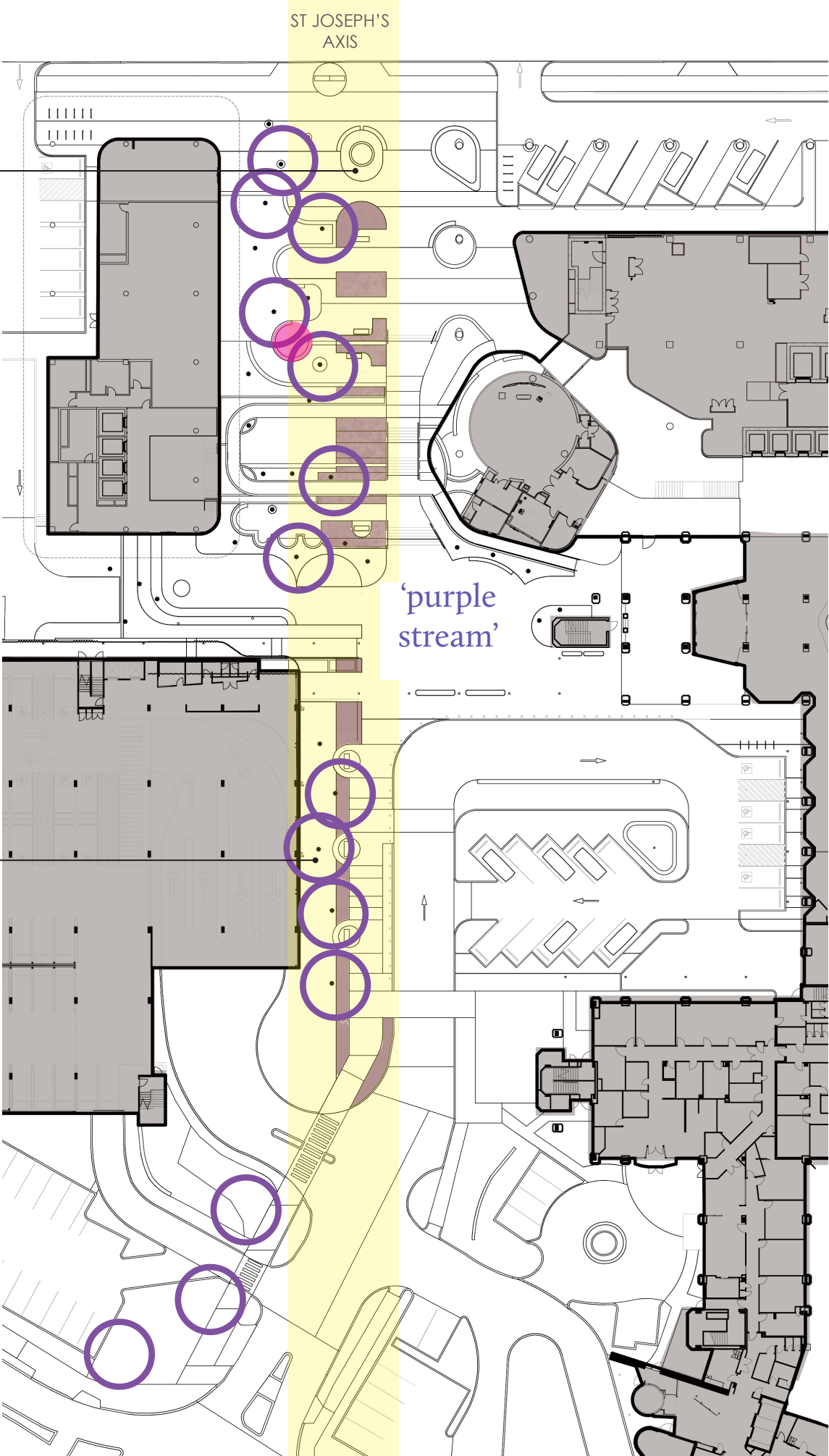
Overall Diagram (GF)



Garden reflects a landscape wetland connection of Wadjuk meaningful trails from Lake Galup (Lake Monger) to the river.



Central planting selections feature in the Central Promenade in the feature 'purple stream' garden of cultural significance to the SJOG (biblical colour for the healing power of Christ and for the Wadjuk peoples and stories. The native hibiscus pictured above is a recognised flower of healing and reconciliation. The native dianella is an important cultural element of food.



KEY

PURPLE STREAM



PURPLE FLOWERED TREES



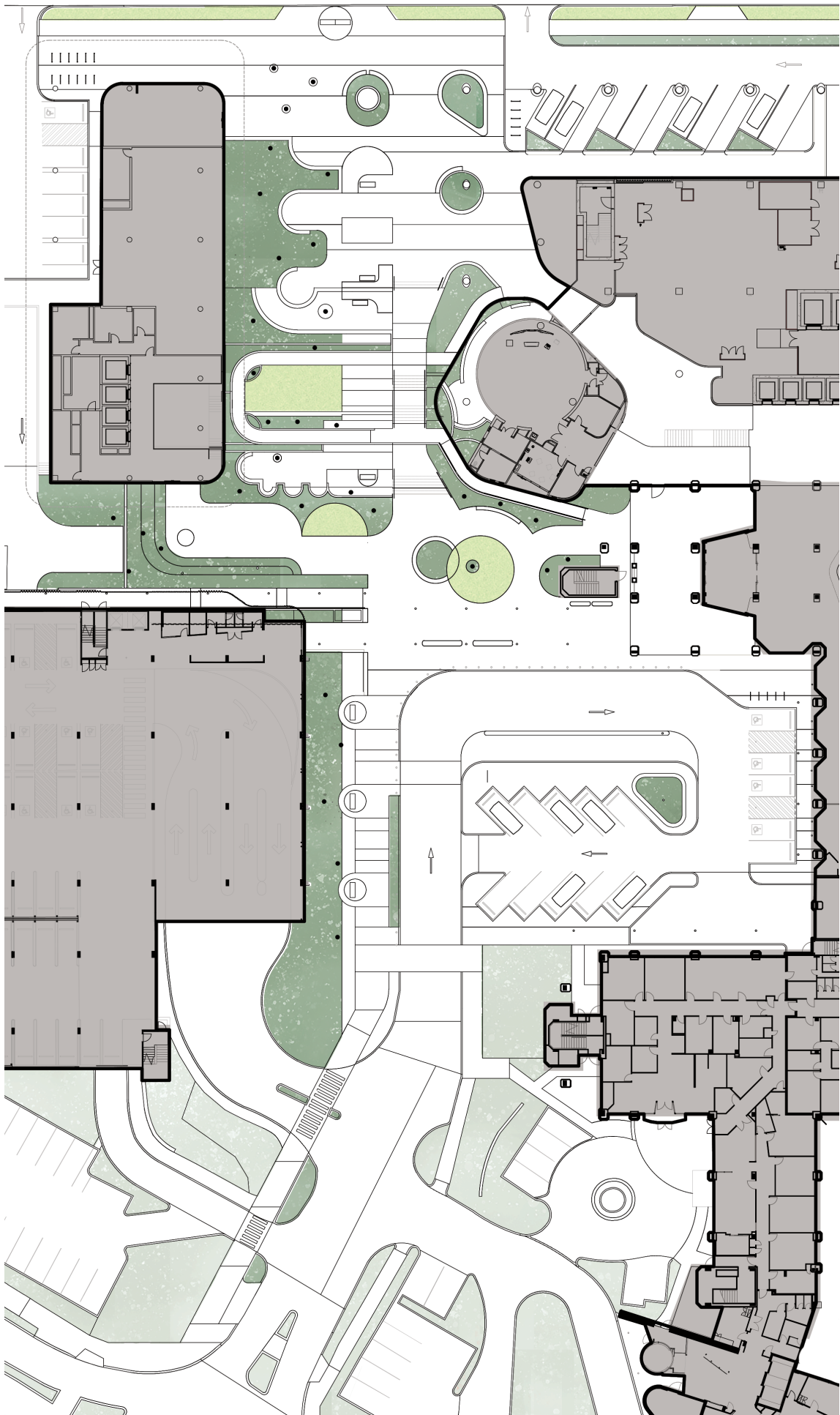
CULTURAL SPACE + INCLUSION



Jacaranda trees have been selected to areas that benefit from a deciduous tree canopy, providing dappled shade in spring/summer and solar access in winter. This tree is found in a number of streets in Subiaco.

LANDSCAPE PLANTING ZONES

Overall Diagram (GF)



KEY

GROUND PLANTING AREAS



LAWN



PURPLE STREAM
(Refer to Cultural Elements
Diagram)

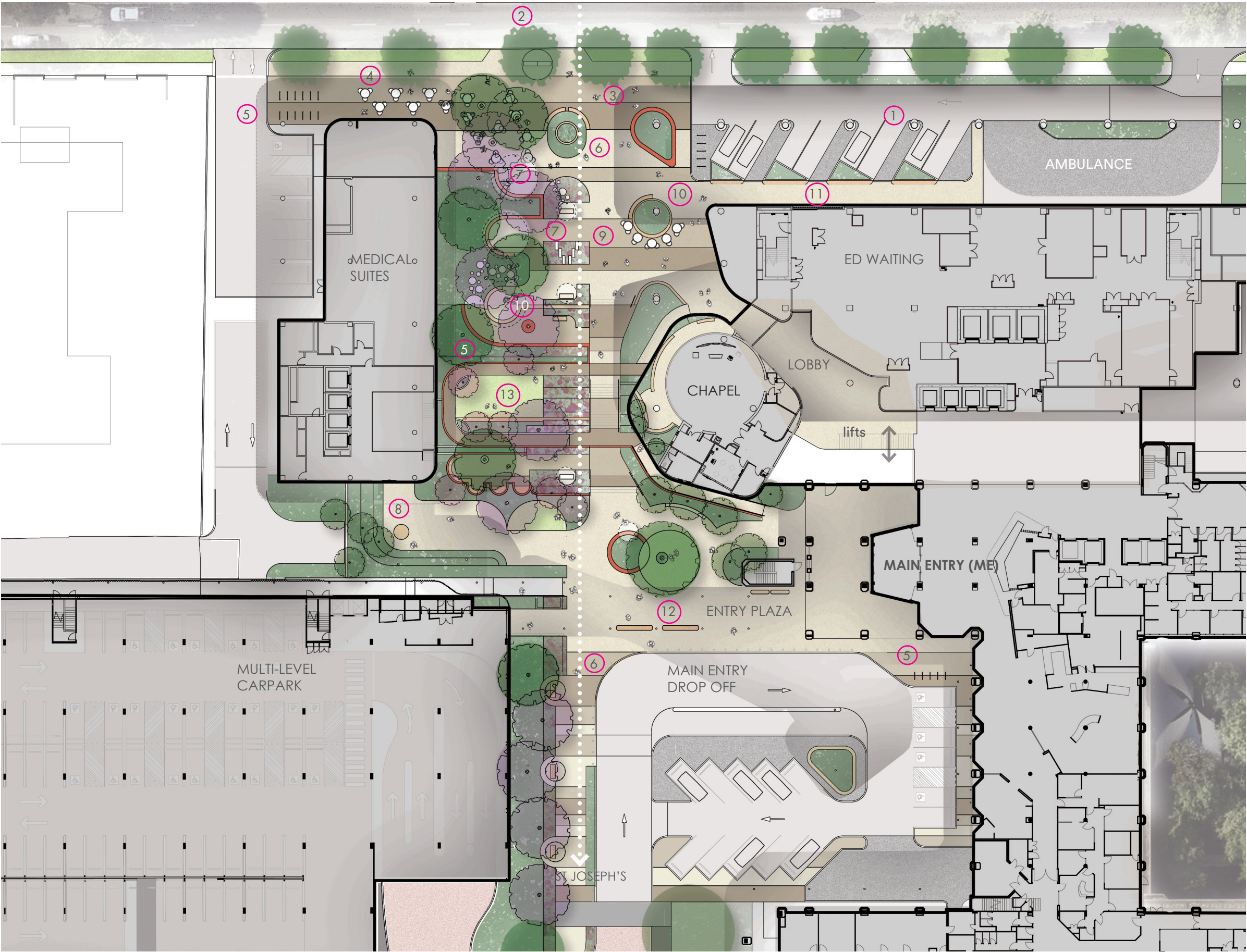


EXISTING LANDSCAPE



LANDSCAPE_Ground Level
PLAN_NORTH PORTION (Cambridge Street Entry)

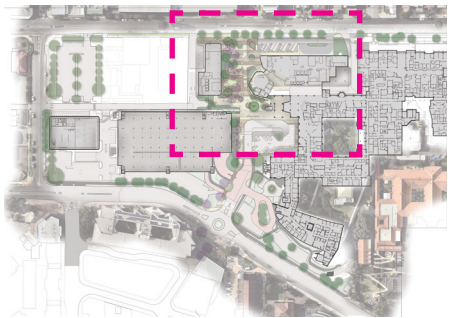
ST JOSEPH'S
AXIS



KEY ELEMENTS

1. EMERGENCY (ED) PARKING
Integrated landscape planter/bollards at ED Parking and Entry.
2. PROPOSED BUS STOP
Relocating existing Bus Stop from new Emergency Entry to new location required. Public access at civic entry
3. CAMBRIDGE STREET ENTRY
Street entry connecting Cambridge Street to Campus and associated seating areas. Larger format segmental paving.
4. ALFRESCO AREA
5. BIKE RACKS
6. NEW PROMENADE
Civic scaled connection from Cambridge St to Salvado Entries. Refer to Hardscape Selections. Combination of segmental concrete and stone larger format paving.
7. GATHERING COVES
Large sheltered coves for informal gathering spaces with canopy shelters and dappled tree canopies over.
8. TERRACED GARDENS
Low feature retaining walls, with planted terraces.
9. FEATURE SYMBOLIC STREAM
Coloured floral displays to key garden beds
10. CULTURAL PAVILION
Welcome space and cultural reflection for the Wadjuk Community.
11. RAISED PLANTERS
12. SEATING BENCHES
Informal seating areas for rest.
13. SLOPED LAWN

KEY



2.4 LANDSCAPE DETAIL PLAN

South Forecourt

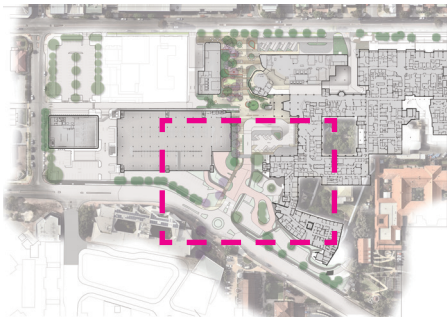
AXIS



KEY ELEMENTS

- 1. FORMAL PROMENADE + SEATING COVES
Sheltered seating with shade canopies.
- 2. LINK CROSSING - New pedestrian crossing for clarity and paving transition to Drop Off at Main Hospital (MH) Entry.
- 3. EXISTING LANDSCAPE SURROUNDS - Mature tree retention and clear secondary pathways.
- 4. LANDSCAPE ENTRY - New paving for main entry identity.
- 5. CAR DROP-OFF - Opportunities to provide integrated landscape and consolidated parking.

KEY



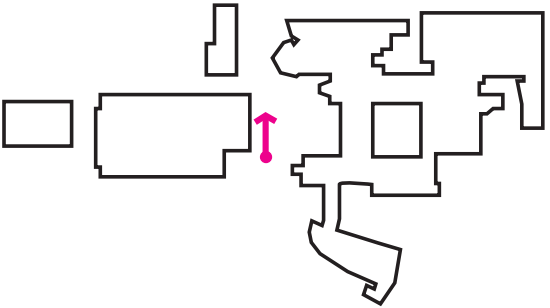
LANDSCAPE RENDER_Ground Floor
LANDSCAPE ENTRY FROM SALVADO RD




Seat alcoves with new trees and landscape

New transition walkway

New promenade

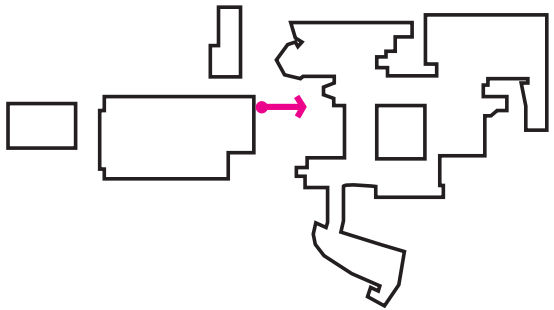


LANDSCAPE RENDER_Ground Floor
ENTRY PLAZA (from multi-storey carpark)



New central space with lawn
and shaded garden for sitting to
the south of the New Chapel.

New covered terrace with
seating

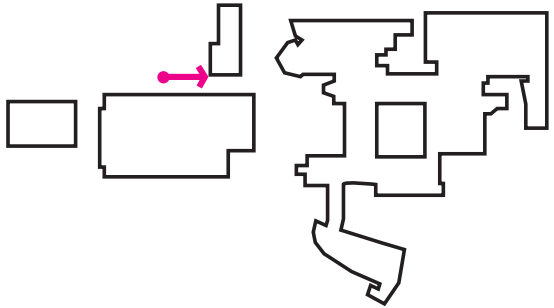


LANDSCAPE RENDER_Ground Floor
D'ARCY LANE




New terraced landscape
with native evergreen
trees

New covered link with
ramp



LANDSCAPE RENDER_Ground Floor
CAMBRIDGE STREET ENTRY / ST JOSEPH'S AXIS



New landscape tiers with connecting steps

'Heritage Thread' brickwork integrated retaining and seating.

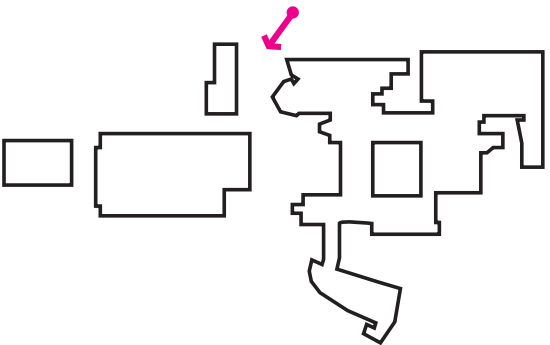
New landscape tiers with connecting steps

Integrated garden with seat edge to transition area between Emergency and Promenade


Immersive Garden 'Purple Stream' with seating and shade canopies

Activity Coves with surrounding tree canopies and planting

Suggested new street trees



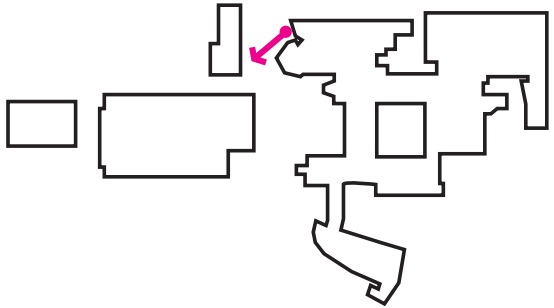
LANDSCAPE RENDER_Ground Floor
CHAPEL ENTRY




Feature brickwork for Chapel with feature handrail for assistance to walkway

Feature endemic planting to shaded area

Shade canopies over dining.



LANDSCAPE RENDER_Ground Floor
FORMAL PROMENADE



Activity Coves
with surrounding
tree canopies and
planting

New landscape tiers with
connecting steps

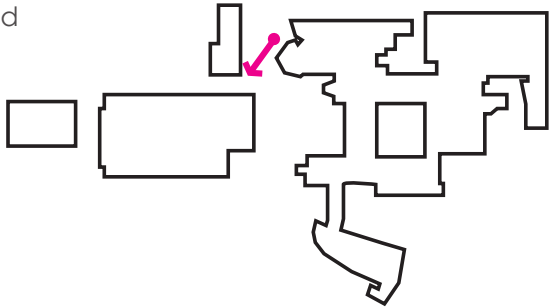
'Heritage
Thread' brickwork
integrated retaining
and seating.

Sloped lawn
and seating

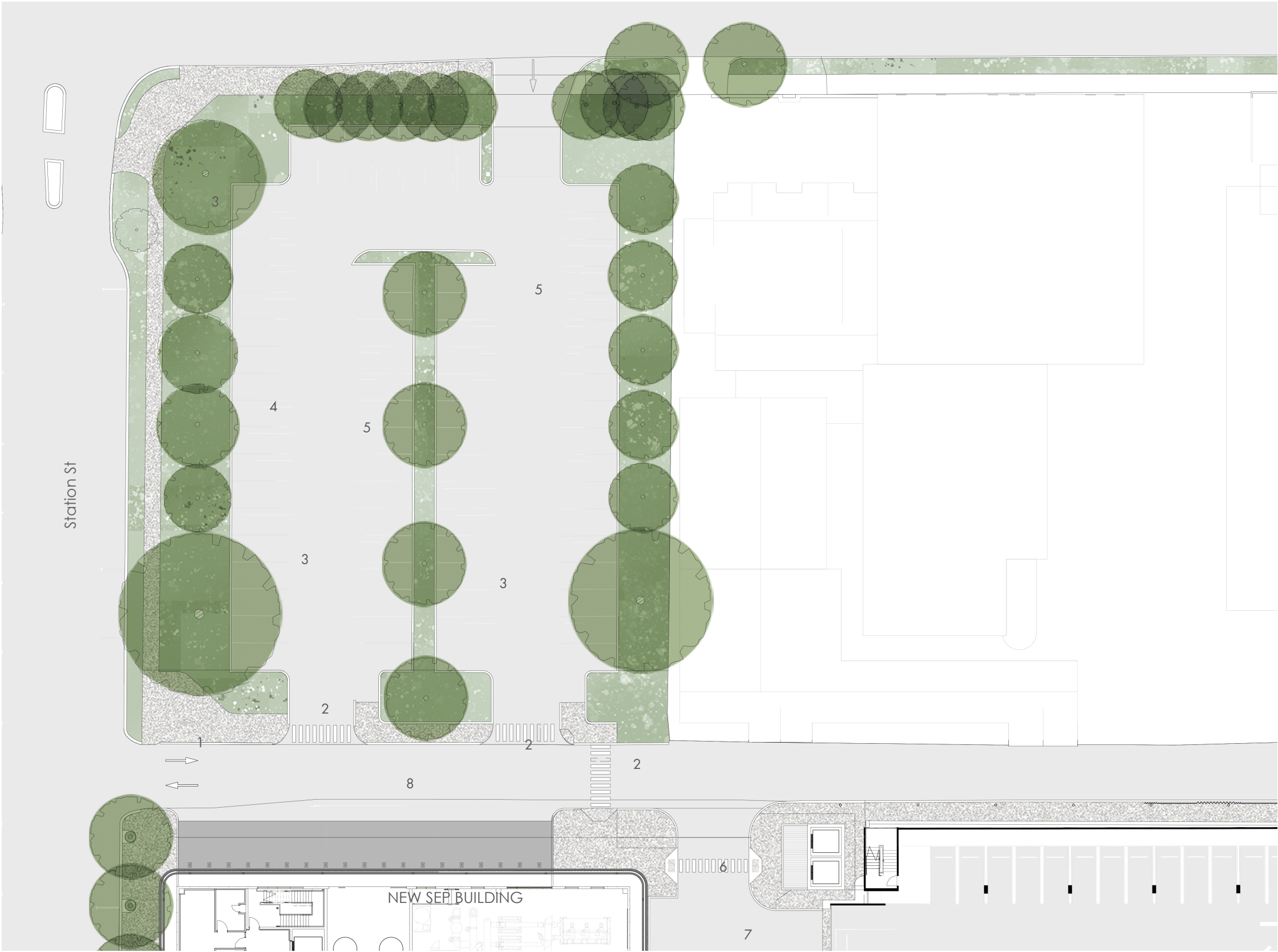
Small feature
trees (Crepe
Myrtle) with
purple flowers

Cultural space to be
developed in collaboration
with the client's indigenous
reference group

Immersive Garden 'Purple
Stream' with seating and
shade canopies



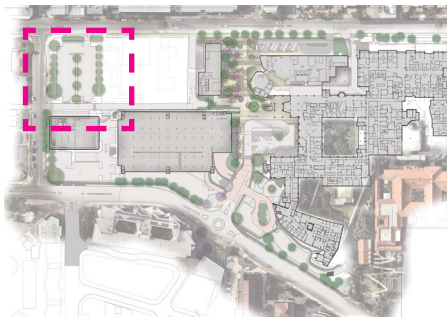
LANDSCAPE PLAN_Ground Floor
SEP AREA (Station Street Entry)



KEY ELEMENTS

- 1. RENOVATED ENTRY
- 2. PEDESTRIAN CROSSING
- 3. EXISTING MATURE TREES RETAINED
- 4. NEW TREES
- 5. RENOVATED CARPARK
- 6. NEW CANOPY + PEDESTRIAN ACCESS
- 7. RENOVATED CARPARK
- 8. HARDSTAND AREA

KEY



LANDSCAPE RENDER_Ground Floor
SEP AREA (Station Street Entry)

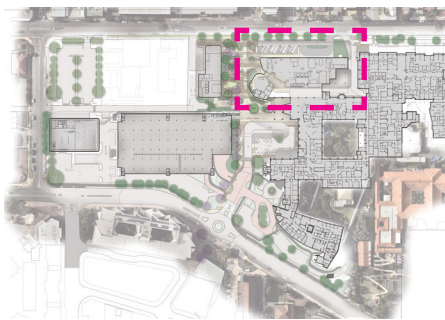
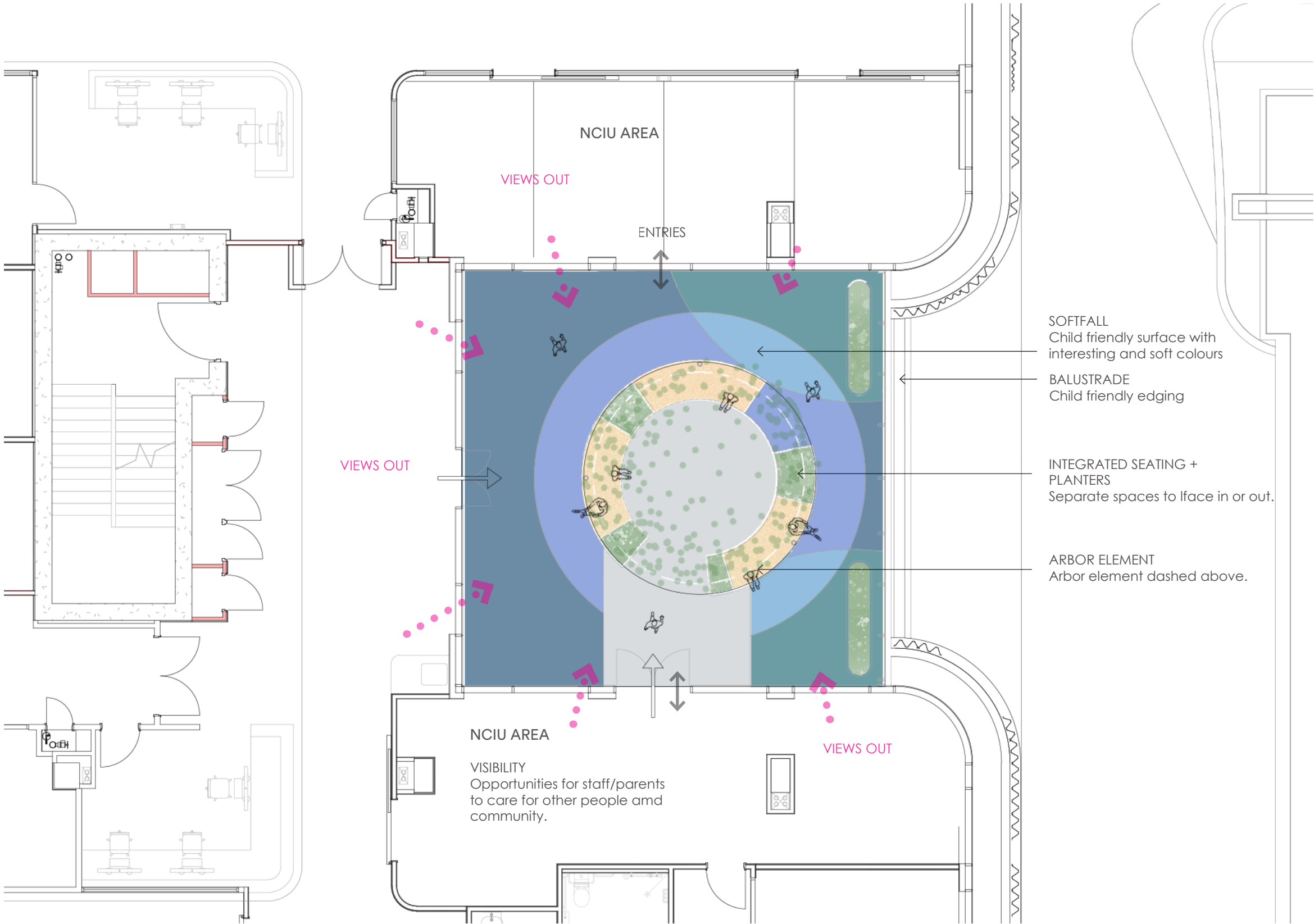


EXISTING

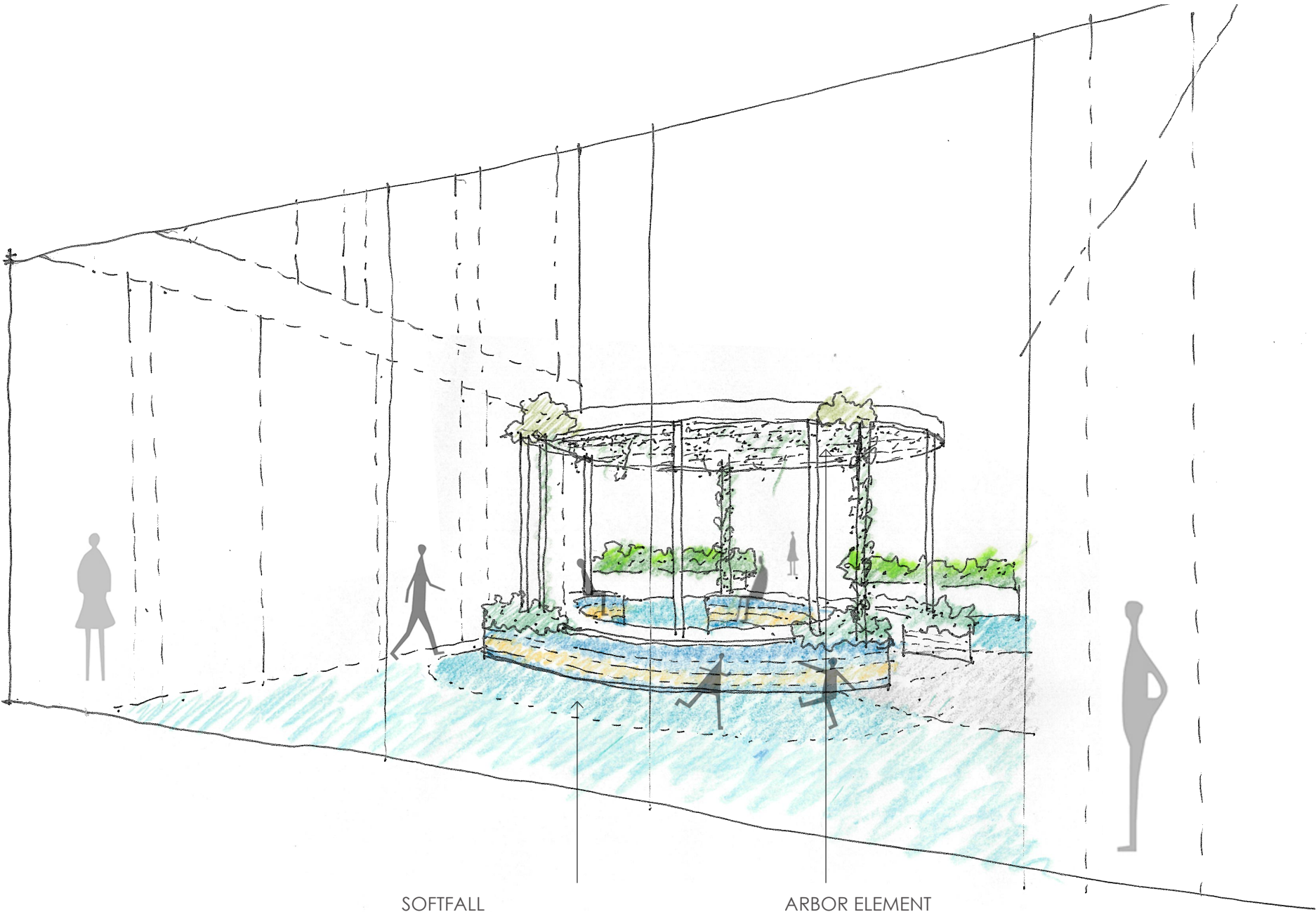
additional street trees
footpath to kerb for parking and access

LANDSCAPE_LEVEL 06

DETAIL PLAN



KEY (LV06)



SOFTFALL
Child friendly surface with interesting
and soft colours


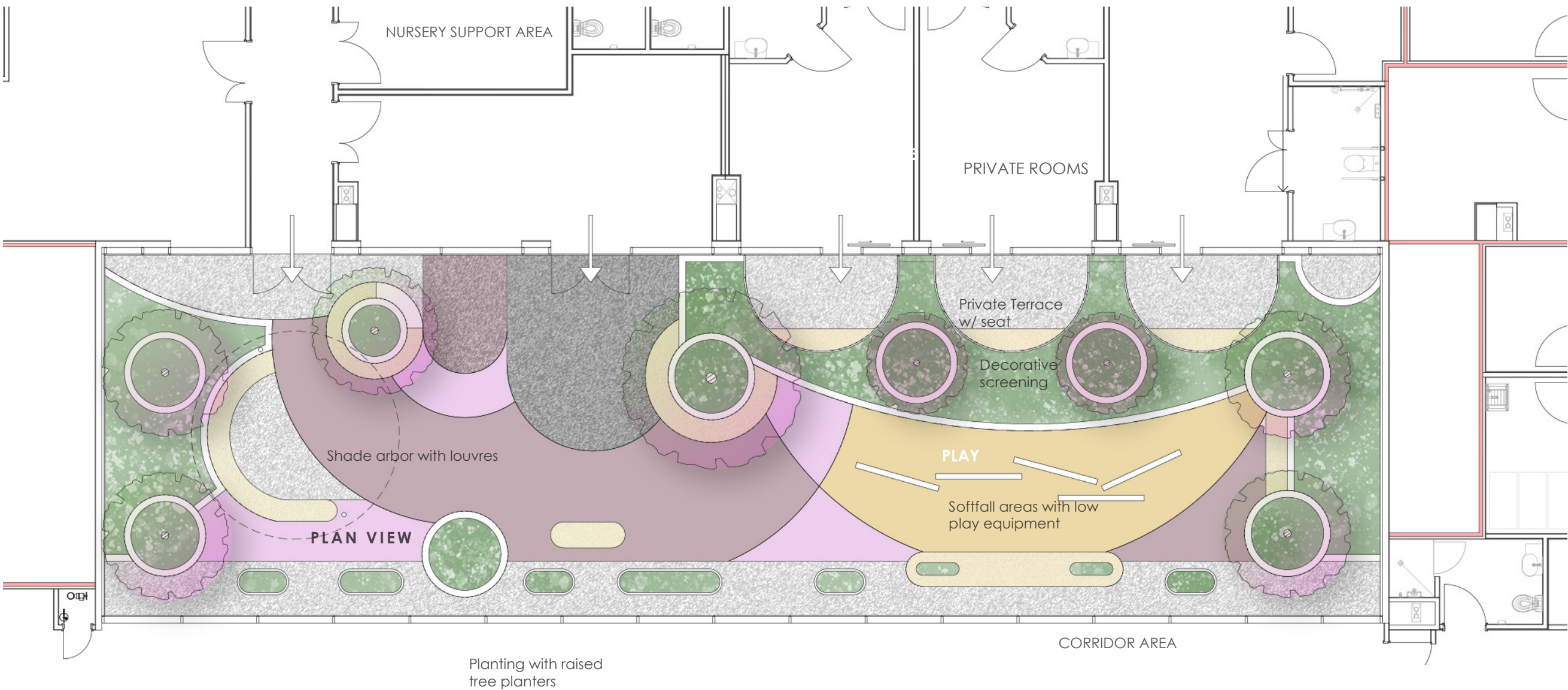
ARBOR ELEMENT
Planted arbor with double sided
seating under.

Seating area for small groups and
large,

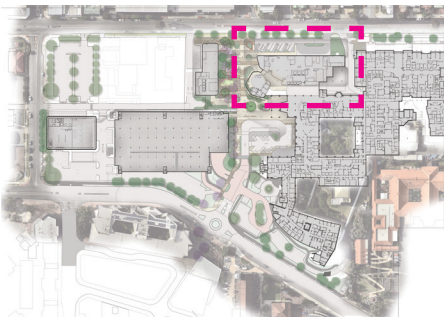
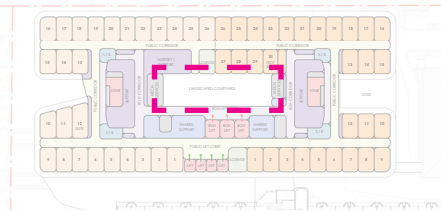
SKETCH VIEW
View of External terrace Area from Lobby

LANDSCAPE_LEVEL 07

DETAIL PLAN



REFERENCE - PROJECTS





KEY (LV07)



LANDSCAPE REFERENCES




HARDSCAPE MATERIALS



MATERIAL PALETTE

Paving - Promenade + Plaza
Segmental paving with stone colourings.
(Project Reference: Boola Bardi - OMA
and HASSELL)

Paving - Entries
Segmental paving mix with limestone
tonings expressed in bandings.



Grey tonings for secondary paths

Cultural References

CLAY + LIMESTONE TONINGS
Existing clay brickwork and limestone tonings evident to existing heritage and hospital
facade treatment have been referenced for the public amenities elements.

Completed Work References

Segmental stone paving with beige
colourings.


Project Reference: Boola Bardi - OMA
and HASSELL and Durham House by
Harp and Harp Architects.

Steps

Segmental paving integrated with colour
differentiated.

Walling + Integrated Seating

WALLING + INTEGRATED SEATING
Slimline clay bricks and stone to provide
historical + locale reference with feature
integrated capping and steps.



SEATING OPTIONS



BENCH
freestanding with arms for DDA compliance
Timber and powdercoat frame.



PARK TABLE
Timber and Powdercoat frame



COMMUNAL TABLE



PODIUM DISC
Timber and Powdercoated plate

LANDSCAPE REFERENCES
SOFTSCAPE MATERIALS



AUSTRALIAN NATIVE TREE SWATHE
Consolidated native planting to east of New Promenade. Valuing West Australian environment.
Eucalyptus victrix 'Little Ghost Gum'
WA Native - 12m high x 8m wide



Acacia cognata tree sp.
Australian Native
8m high x 4m wide



DECIDUOUS TREE AVENUE
Tree selection to provide winter solar access, dappled canopy cover and specie selection to adjacent Subiaco Street Trees.
Jacaranda mimosifolia 'Jacaranda'
Exotic deciduous tree - 10m high x 8m wide



Gleditsia sp mix
Exotic deciduous tree
Height: 8m x 6m wide.



Lagerstroemia indica 'Crepe Myrtle'
Exotic deciduous tree - 6m high x 6m wide



FRAGRANT TREES
Tree selection to offer magical scent in Spring and Summer.
Michelia alba 'Pak Lan' Evergreen sub-tropical tree
Height: 5-6m high x 3-3.5m wide

TREES

LANDSCAPE REFERENCES

SOFTSCAPE MATERIALS

GROUND PLANTING



AUSTRALIAN NATIVE GROUND PLANTING

Consolidated native plantings to ground garden areas.	<i>Scaevola</i> sp. 'Fan flower'	<i>Calothamnus rupestris</i>	<i>Banksia repens</i>	<i>Grevillea crithmifolia</i> 'Green carpet' + <i>Acacia Saligna</i>	<i>Lomandra longifolia</i> 'Tanika'+ Lime Tuff' mix
<i>Adenanthos cuneatus</i> 'Coral Carpet'	WA Native	WA Native	'Creeping Banksia'	WA Native	Aust. Native
WA Native - 0.3m high x 1m wide	0.5m high x 1m wide	0.5m high x 1.0m wide	WA Native	0.5m high x 3m wide	50-60cm cm high x wide.
			0.6m high x 3m wide		

FEATURE PLANTING



FEATURE 'PURPLE STREAM' PLANTING

A Centrally located linear cascading garden of purple floral plantings offering seasonal flushes of colour.	<i>Salvia</i> 'African Sky'	<i>Brachysome</i> mix	<i>Alyogyne huegelii</i> 'West Coast Gem'	<i>Polygala</i> sp.	<i>Scaevola</i> sp. 'Fan flower'	<i>Hardenbergia comptoniana</i>
	1m high x 1m wide	WA Native	WA Native	Native	WA Native	WA Native
		40cm high x 40cm wide	1-2m high x 1m wide	1m high x 1m wide	0.5m high x 1m wide	20cm x 3m
<i>Limonium perezii</i> 'Statice'						
1m high x 1m wide						

St. John of God Subiaco Re-Development
12 Salvado Road, Subiaco, Western
Australia

LANDSCAPE Development Approval Report

APPENDICES LANDSCAPE

- A_Medical Preinct Study
- B_Cambridge Street Verge Study
- C_Existing Tree Diagram__Locale
- D_Existing Tree Diagram__Site
- E_Existing Tree Reconciliation Diagram_
Site
- F_Site Shadow Studies



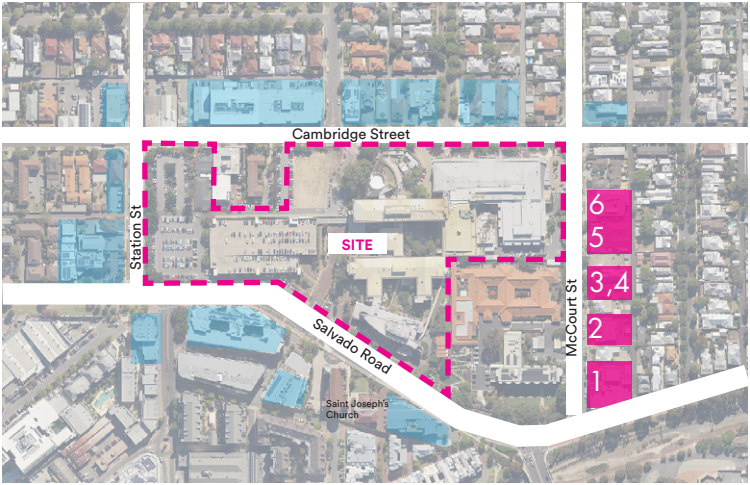
Design Team: Architect

CAPA
STUDIO

Design Team: Landscape Design

221014 - Issue for DA Submission

Architect: Silver Thomas Hanley (STH)
Landscape Consultant:
CAPA Studio (Carrier and Postmus
Architects)



Existing Medical Facilities -
Mc Court Street

The SJOG Campus is situated to the centre of an established medical precinct. The street elevations highlights the need to have a clear medical Civic Centre to the SJOG site



1. McCourt Street Medical Suites + West Leederville Private Hospital



2. 10 McCourt Street Suites



3. PathWest



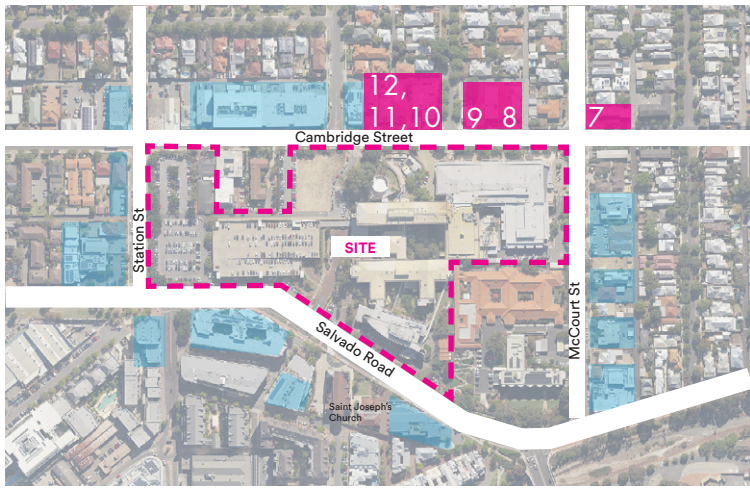
4. Medical consultation suites



5. McCourt Street medical Centre



6. Western Urology and Day Surgery Centre



Existing Medical Facilities -
Cambridge Street



7. Dental Surgery + Medical Consultation Suites



8. Medical Consultation Suites



9. Medical Consultation Suites



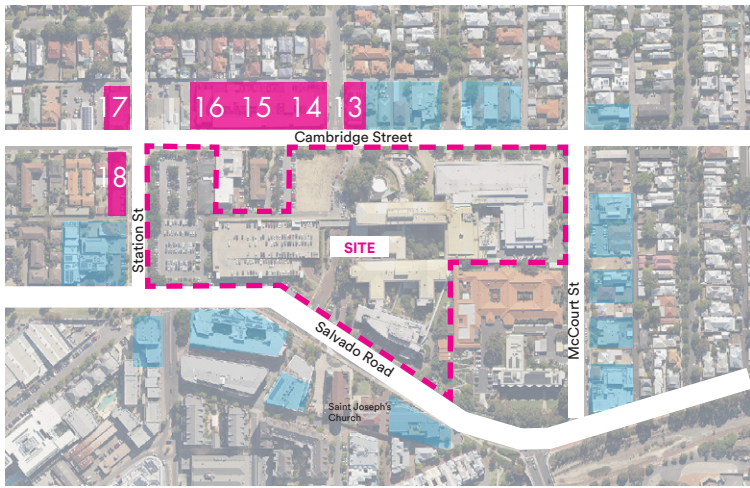
10. Medical Consultation and Surgery Suites



11. Clinipath Pathology and Fertility Clinic



12. Consultation Suites



Existing Medical Facilities -
Cambridge Street



13. Consultation Suites



14. Cambridge Day Surgery



15. Medical Consultation and Surgery Suites



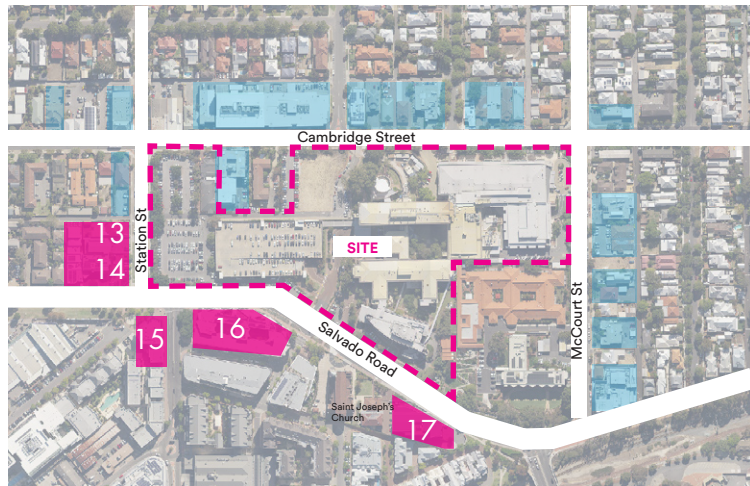
16. Medical Consultation and Surgery Suites



17. Clinipath Pathology and Fertility Clinic



18. Consultation Suites



Existing Medical Facilities -
Salvado + Station Street



13. SKG Radiology



14. Specialist Centre (Oncology)



15. Specialist consultation suites



16. Medical Consultation Suites



17. Subiaco Private Hospital and Ear Science Institute



← St. John of God Hospital beyond

COMMERCIAL CONTEXT

COMMERCIAL CONTEXT (COLES Shopping Centre)



1 EXISTING VERGE TREE - Platanus 'Cut leaf Plane'
CAPA COMMENT: These trees are suitable for larger urban environments. They are reasonable with space around but these trees are planted too close the building line.



2 EXISTING VERGE TREE - Platanus 'Cut leaf Plane'



2 EXISTING VERGE TREE - Platanus 'Cut leaf Plane'
CAPA COMMENT: These trees are too big for location and have been planted too close the building line.



3 EXISTING VERGE TREE - Platanus 'Cut leaf Plane'



4 EXISTING VERGE TREE - Platanus 'Cut leaf Plane
CAPA COMMENT: These trees have been used to for commercial and residential portions of Cambridge generally.



4 EXISTING VERGE TREE - Platanus 'Cut leaf Plane



5 EXISTING VERGE TREE - Platanus 'Cut leaf Plane



6 EXISTING VERGE TREE - Platanus 'Cut leaf Plane



7 EXISTING VERGE TREE - Platanus 'Cut leaf Plane
CAPA COMMENT: North side of the street has more space to grow canopies for this tree.



8 EXISTING VERGE TREE - Platanus 'Cut leaf Plane



9 EXISTING VERGE TREE - Platanus 'Cut leaf Plane



10 EXISTING VERGE TREE - Platanus 'Cut leaf Plane



11 EXISTING VERGE TREE - Platanus 'Cut leaf Plane



12 EXISTING VERGE TREE - Platanus 'Cut leaf Plane



13 EXISTING VERGE TREE - Platanus 'Cut leaf Plane



13 EXISTING VERGE TREE - Platanus 'Cut leaf Plane
CAPA COMMENT: These trees are too big a hardscape surround and require significant trunk offset. As such, they are not the best for footpaths



13 EXISTING VERGE TREE - Platanus 'Cut leaf Plane
Trunk detail



13 EXISTING VERGE TREE - Platanus 'Cut leaf Plane
Leaning over property



14 EXISTING VERGE TREE - Platanus 'Cut leaf Plane



14 EXISTING VERGE TREE - Platanus 'Cut leaf Plane
Trunk detail.
CAPA COMMENT: These trees require a significant trunk offset and can be untidy.



15 EXISTING VERGE TREE - Platanus 'Cut leaf Plane



15 EXISTING VERGE TREE - Platanus 'Cut leaf Plane
CAPA COMMENT: Plane tree canopies are too close to buildings and will create more detrimental impact at maturity.



16 EXISTING VERGE TREE - Platanus 'Cut leaf Plane



17 EXISTING VERGE TREE - Platanus 'Cut leaf Plane



18 EXISTING VERGE TREE - Platanus 'Cut leaf Plane



19 EXISTING VERGE TREE - Platanus 'Cut leaf Plane



19 EXISTING VERGE TREE - Platanus 'Cut leaf Plane



← St. John of God Hospital beyond

Residential

Apartment

COMMERCIAL LOTS



20 ● EXISTING VERGE TREE - Melaleuca quinquenervia – Paperbark



21 ● EXISTING VERGE TREE - Melaleuca quinquenervia – Paperbark



22 EXISTING VERGE TREE - Platanus 'Cut leaf Plane



23 ● EXISTING VERGE TREE - Melaleuca quinquenervia – Paperbark



24 EXISTING VERGE TREE - Eucalyptus



25 ● EXISTING VERGE TREE - Melaleuca quinquenervia – Paperbark



26 ● EXISTING VERGE TREE - Melaleuca quinquenervia – Paperbark



27 ● EXISTING VERGE TREE - Melaleuca quinquenervia – Paperbark



28 ● EXISTING VERGE TREE - Melaleuca quinquenervia – Paperbark



29 ● EXISTING VERGE TREE - Melaleuca quinquenervia - Paperbark



30 ● EXISTING VERGE TREE - Melaleuca quinquenervia - Paperbark



● 31 EXISTING VERGE TREE - Melaleuca quinquenervia - Paperbark



32 EXISTING VERGE TREE - Eucalyptus



33 ● EXISTING VERGE TREE - Melaleuca quinquenervia – Paperbark



34 ● EXISTING VERGE TREE - Melaleuca quinquenervia – Paperbark



35 ● EXISTING VERGE TREE - Melaleuca quinquenervia – Paperbark



36 ● EXISTING VERGE TREE - Melaleuca quinquenervia – Paperbark



37 ● EXISTING VERGE TREE - Melaleuca quinquenervia – Paperbark



38 ● EXISTING VERGE TREE - Melaleuca quinquenervia – Paperbark



39 ● EXISTING VERGE TREE - Eucalyptus



40 ● EXISTING VERGE TREE - Melaleuca quinquenervia – Paperbark



41 ● EXISTING VERGE TREE - Melaleuca quinquenervia – Paperbark



42 ● EXISTING VERGE TREE - Melaleuca quinquenervia – Paperbark



43 ● EXISTING VERGE TREE - Melaleuca quinquenervia – Paperbark



44 ● EXISTING VERGE TREE - Melaleuca quinquenervia – Paperbark



45 ● EXISTING VERGE TREE - Melaleuca quinquenervia – Paperbark



46 ● EXISTING VERGE TREE - Melaleuca quinquenervia – Paperbark



47 ● EXISTING VERGE TREE - Melaleuca quinquenervia – Paperbark



48 ● EXISTING VERGE TREE - Melaleuca quinquenervia – Paperbark



49 ● EXISTING VERGE TREE - Melaleuca quinquenervia
- Paperbark



50 EXISTING VERGE TREE - Platanus 'Cut leaf Plane



51 ● EXISTING VERGE TREE - Melaleuca quinquenervia -
Paperbark



52 EXISTING VERGE TREE - Eucalyptus



53 EXISTING VERGE TREE - Platanus 'Cut leaf Plane



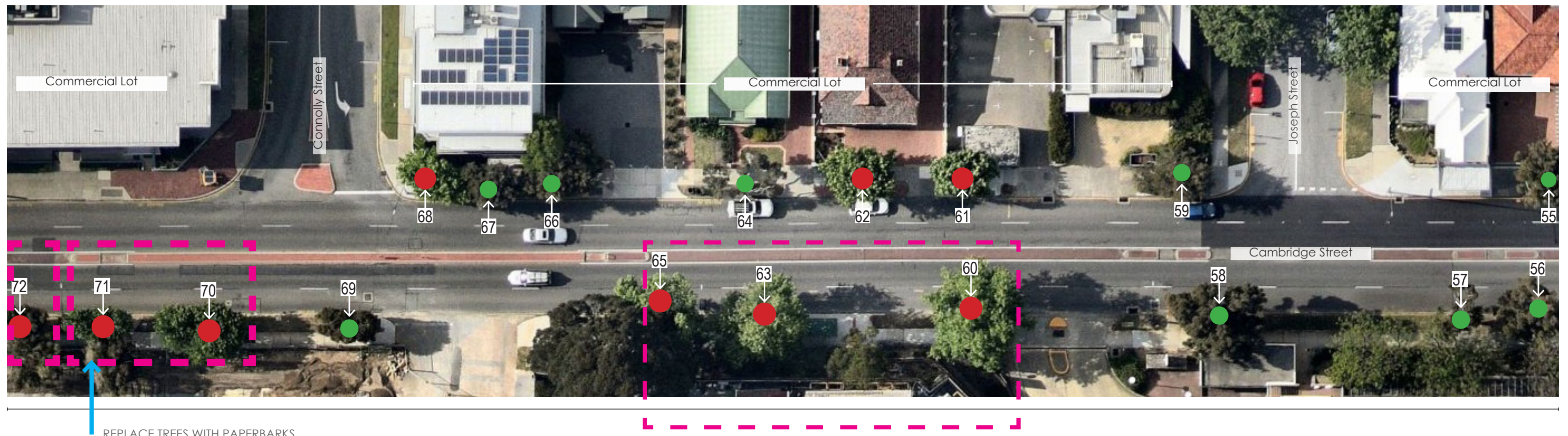
54 EXISTING VERGE TREE - Platanus 'Cut leaf Plane



54 EXISTING VERGE TREE - Platanus 'Cut leaf Plane
Tree trunk



55 ● EXISTING VERGE TREE - Melaleuca quinquenervia
- Paperbark



56 ● EXISTING VERGE TREE - Melaleuca quinquenervia - Paperbark



57 ● EXISTING VERGE TREE - Melaleuca quinquenervia - Paperbark



58 ● EXISTING VERGE TREE - Melaleuca quinquenervia - Paperbark



59 ● EXISTING VERGE TREE - Melaleuca quinquenervia - Paperbark



60 EXISTING VERGE TREE - Platanus 'Cut leaf Plane



60 EXISTING VERGE TREE - Platanus 'Cut leaf Plane
Trunk detail



61 EXISTING VERGE TREE - Platanus 'Cut leaf Plane



62 EXISTING VERGE TREE - Platanus 'Cut leaf Plane



62 EXISTING VERGE TREE - Platanus 'Cut leaf Plane
Invasive trunk detail



62 EXISTING VERGE TREE - Platanus 'Cut leaf Plane
Invasive trunk detail



63 EXISTING VERGE TREE - Platanus 'Cut leaf Plane



63 EXISTING VERGE TREE - Platanus 'Cut leaf Plane
Invasive trunk



63 EXISTING VERGE TREE - Platanus 'Cut leaf Plane
Invasive trunk detail



64 ● EXISTING VERGE TREE - Melaleuca quinquenervia –
Paperbark



65 EXISTING VERGE TREE - Platanus 'Cut leaf Plane



66 ● EXISTING VERGE TREE - Melaleuca quinquenervia –
Paperbark



67 ● EXISTING VERGE TREE - Melaleuca quinquenervia –
Paperbark



68 EXISTING VERGE TREE - Platanus 'Cut leaf Plane



68 EXISTING VERGE TREE - Platanus 'Cut leaf Plane
Trunk detail



69 ● EXISTING VERGE TREE - Melaleuca quinquenervia –
Paperbark



70 EXISTING VERGE TREE - Platanus 'Cut leaf Plane



71 EXISTING VERGE TREE - Platanus 'Cut leaf Plane



71 EXISTING VERGE TREE - Platanus 'Cut leaf Plane
West Elevation - Pruned view



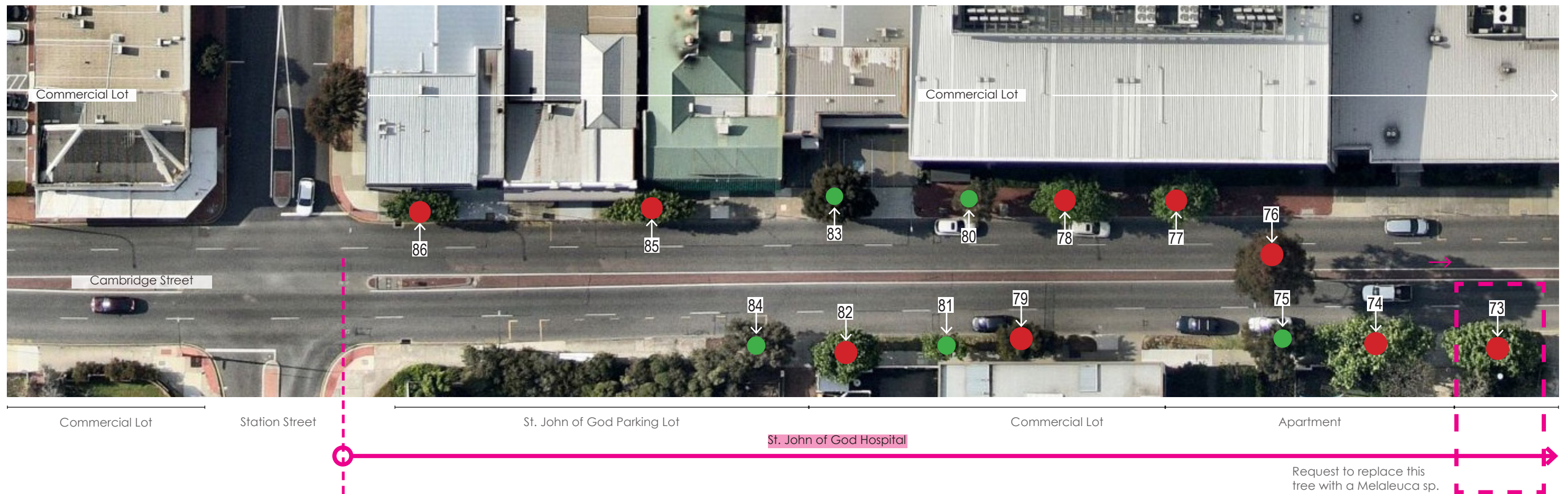
72 ● EXISTING VERGE TREE - Melaleuca quinquenervia - Paperbark



REPLACE TREES WITH PAPERBARKS



REPLACE TREE WITH NEW PAPERBARKS



73 EXISTING VERGE TREE - Platanus 'Cut leaf Plane



74 EXISTING VERGE TREE - Platanus 'Cut leaf Plane



75 ● EXISTING VERGE TREE - Melaleuca quinquenervia – Paperbark



76 EXISTING VERGE TREE - Eucalyptus



77 EXISTING VERGE TREE - Platanus 'Cut leaf Plane



77 EXISTING VERGE TREE - Platanus 'Cut leaf Plane
Trunk detail.
CAPA COMMENT: These trees require a significant trunk offset and can be untidy.



78 EXISTING VERGE TREE - Platanus 'Cut leaf Plane



79 EXISTING VERGE TREE - Platanus 'Cut leaf Plane



80 ● EXISTING VERGE TREE - Melaleuca quinquenervia
- Paperbark



81 ● EXISTING VERGE TREE - Melaleuca quinquenervia -
Paperbark



82 EXISTING VERGE TREE - Platanus 'Cut leaf Plane



82 EXISTING VERGE TREE - Platanus 'Cut leaf Plane



83 ● EXISTING VERGE TREE - Melaleuca quinquenervia – Paperbark



84 ● EXISTING VERGE TREE - Melaleuca quinquenervia – Paperbark



85 EXISTING VERGE TREE - Platanus 'Cut leaf Plane



85 EXISTING VERGE TREE - Platanus 'Cut leaf Plane
CAPA COMMENT: These trees are too big for location and have been planted too close the building line.



86 EXISTING VERGE TREE - Platanus 'Cut leaf Plane



86 EXISTING VERGE TREE - Platanus 'Cut leaf Plane
CAPA COMMENT: These trees are too big for location and have been planted too close the building line.

VERGE TREE PROPOSAL

The current street trees selections are unsuitable (Plane trees, refer to text) for this location and for future aspiration.
We request that these be removed during construction and be replaced with double the amount of trees.
We suggest using the Paperbark trees used in the street adjacent the area.
Refer to proposed Landscape Plan for replacement numbers and the existing street tree elevations for study and justification of existing tree removal.

APPENDIX C - EXISTING TREE DIAGRAM_LOCALE



EXISTING VERGE + SITE PERIPHERY TREES

The existing landscape character of the site is divided into the four roads that the campus interfaces, with a variety of species at each interface.

The Subiaco interface with Salvado Road is predominately by Jacarandas, providing amenity and is a key species for street and urban identity. Some Melaleuca and Eucalyptus strands towards the intersection with Haydn Buntun Drive are planted where it interfaces with the railway corridor to the south east, planted with other Australian natives.

The interface with Cambridge street is mainly characterised by Melaleuca species and London Plane Trees, with strands of Callistemons, Eucalyptus and Tipuanas. Species have been chosen for their resilience against harsh conditions although the plane trees have been heavily pollarded to limit size when overhead power lines were present.


The western interface with Station Street have significant Ficus trees and Agonis, melaleuca and Callistemon hedging that have overgrown, resulting in an unkempt but secluded grove although street planting along is sparse with existing Brachychiton species are showing sign of stress. Verges have been neglected with unkempt grasses and sandy patches.

The eastern interface with McCourt Street contains a variety of species with recent plantings of Jacarandas.

PROPOSAL FOR REMEDIATION

Cambridge St is heavily populated with Plane And Paperbark Trees. For the SJOG development, we believe that the selection of Plane trees are unsuitable for this location and for future aspiration. Their caopies are too large for buildings, are hyper-allergenic when in blossom and their trunk at base is not suitable for hardscape urban contexts. The immediate area at SJOG are planted with paperbarks , with Plane trees being situated more to the east.

We request that these be removed during construction and be replaced with double the amount of trees. We suggest using the Paperbark trees used in the street adjacent the area. Please Refer to proposed Landscape Plan for replacement numbers and the existing street tree elevations for consideration.





LANDSCAPE - EXISTING

Existing Tree Inventory

- T1- *Ficus microcarpa***
'Banyan fig', 'Indian Laurel'
Current size: 8m high
- T2- *Jacaranda mimosifolia***
'Jacaranda'
Current size: 8m high x 6m wide
- T3 - *Ficus microcarpa***
'Banyan fig', 'Indian Laurel'
Current size: 10m high
- T4 - *Ficus microcarpa***
'Banyan fig', 'Indian Laurel'
Current size: 10m high
- T5 - *Ficus microcarpa***
'Banyan fig', 'Indian Laurel'
Roots have compromised road surface
- T6 - *Ficus microcarpa***
'Banyan fig', 'Indian Laurel'
Current size: 10m high
Roots have compromised road surface
- T7- *Ficus microcarpa***
'Banyan fig', 'Indian Laurel'
Current size: 10m high
- T8- *Jacaranda mimosifolia***
'Jacaranda'
Current size: 2m high x 1.3m wide
Coppicing or damage to crown observed
- T9- *Callistemon viminalis***
'Weeping bottlebrush'
Current size: 4m high
- T10- *Ficus microcarpa***
'Banyan fig', 'Indian Laurel'
Current size: 8m high
Thinning canopy observed
- T11- *Callistemon viminalis***
'Weeping bottlebrush'
Current size: 2.5m high
- T12- *Callistemon viminalis***
'Weeping bottlebrush'
Current size: 3.5m high
- T13- *Callistemon viminalis***
'Weeping bottlebrush'
Current size: 3.5m high
- T14- *Ficus microcarpa***
'Banyan fig', 'Indian Laurel'
Current size: 10m high
- T15- *Callistemon viminalis***
'Weeping bottlebrush'
Current size: 3.5m high
- T16- *Jacaranda mimosifolia***
'Jacaranda'
Current size: 3.5m high x 2m wide
- T17- *Jacaranda mimosifolia***
'Jacaranda'
Current size: 4.0m high x 4m wide

- T18- *Eucalyptus sp.***
Current size: 20m high
Potential to drop branches.
- T19- *Ficus microcarpa***
'Banyan fig', 'Indian Laurel'
Current size: 10m high
- T20- *Jacaranda mimosifolia***
'Jacaranda'
Current size: 4.5m high x 4m wide
- T21- *Jacaranda mimosifolia***
'Jacaranda'
Current size: 5m high x 4m wide
- T22- *Ficus microcarpa***
'Banyan fig', 'Indian Laurel'
Current size: 10m high
- T23- *Eucalyptus torquata***
'Coral gum'
Current size: 6m high
- T24- *Eucalyptus torquata***
'Coral gum'
Current size: 5m high
- T25- *Eucalyptus torquata***
'Coral gum'
Current size: 3.5m high
- T26- *Tipuana tipu***
'Tipu tree', 'Pride of Bolivia'
Current size: 12m high x 15m wide
- T27- *Tipuana tipu***
'Tipu tree', 'Pride of Bolivia'
Current size: 12m high x 12m wide
Roots affecting road surface
- T28- *Eucalyptus robusta***
'Swamp mohogany'
Current size: 25m high x 20m wide
- T29- *Eucalyptus robusta***
'Swamp mohogany'
Current size: 15m high x 8m wide
- T30- *Eucalyptus botryoides***
'Southern mohogany'
Current size: 25m high x 15m wide
- T31- *Eucalyptus sp.***
Current size: 20m high x 20m wide
- T32- *Eucalyptus sp.***
Current size: 15m high x 8m wide
- T33- *Eucalyptus sp.***
Current size: 15m high x 8m wide
- T34- *Eucalyptus sp.***
Current size: 25m high x 15m wide
- T35- *Eucalyptus sp.***
Current size: 25m high x 15m wide
- T36- *Pyrus sp.***
'Ornamental pear'
Current size: 6m high x 4m wide

- T37- *Pyrus sp.***
'Ornamental pear'
Current size: 6m high x 4m wide
- T38- *Liquidambar styraciflua***
Current size: 13m high x 6m wide
- T39- *Eucalyptus leucoxylon***
'Yellow gum'
Current size: 6m high x 6m wide
- T40- *Eucalyptus leucoxylon***
'Yellow gum'
Current size: 6m high x 4m wide
- T41- *Eucalyptus leucoxylon***
'Yellow gum'
Current size: 4m high x 4m wide
- T42- *Eucalyptus leucoxylon***
'Yellow gum'
Current size: 6m high x 4m wide
- T42- *Eucalyptus leucoxylon***
'Yellow gum'
Current size: 6m high x 4m wide
- T43- *Eucalyptus leucoxylon***
'Yellow gum'
Current size: 4m high x 3m wide
- T44- *Eucalyptus leucoxylon***
'Yellow gum'
Current size:8m high x 4m wide
- T45- *Eucalyptus leucoxylon***
'Yellow gum'
Current size: 5m high x 5m wide
- T46- *Corymbia citriodora***
'Lemon scented gum'
Current size: 15m high x 10m wide
- T47- *Eucalyptus sp.***
Current size: 7m high x 4m wide
- T48- *Eucalytpus sp.***
Current size: 3m x 2m
- T49- *Melaleuca sp.***
Current size: 4m x 3m
- T50- *Melaleuca sp.***
Current size: 3m x 2.5m
- T51 - *Ficus microcarpa***
'Banyan fig', 'Indian Laurel'
Current size: 18m high
- T52- *Eucalyptus sp.***
Current size: 15m high x 10m wide
- T53- *Eucalyptus saligna***
'Sydney Blue Gum'
Current size: 12m high x 8m wide
- T54- *Araucaria heterophylla***
'Norfolk Island Pine'
Current size: 28m high x 8m wide

- T55- *Araucaria heterophylla***
'Norfolk Island Pine'
Current size: 18m high x 6m wide
- T56- *Araucaria heterophylla***
'Norfolk Island Pine'
Current size: 18m high x 6m wide
- T57- *Corymbia maculata***
'Spotted gum'
Current size: 12m high x 4m wide
- T58- *Tipuana tipu***
'Tipu tree', 'Pride of Bolivia'
Current size: 8m high x 10m wide
- T59- *Corymbia citriodora***
'Lemon scented gum'
Current size: 18m high x 12m wide
- T60- *Eucalyptus sp.***
Current size: 6m high x 5m wide
- T61- *Eucalyptus sp.***
Current size: 5m high x 4m wide
- T62- *Brachychiton acerifolius***
Current size: 3m high x 1.5m wide
- T63- *Jacaranda mimosifolia***
'Jacaranda'
Current size: 20m high x 10m wide
Specimen stress visibly observed
- T64- *Jacaranda mimosifolia***
'Jacaranda'
Current size: 25m high x 10m wide
specimen stress visibly observed
- T65- *Jacaranda mimosifolia***
'Jacaranda'
Current size: 25m high x 10m wide
specimen stress visibly observed
- T66- *Ulmus parvifolium***
'Chinese Elm'
Current size: 12m high x 15m wide
- T67- *Jacaranda mimosifolia***
'Jacaranda'
Current size: 20m high x 15m wide
- T68- *Jacaranda mimosifolia***
'Jacaranda'
Current size: 15m high x 10m wide
- T69- *Eucalyptus leucoxylon***
'Yellow gum'
Current size: 12m high x 5m wide
- T70- *Melaleuca lanceolata***
'Rottnest Island Tea Tree', 'Moonah'
Current size: 5m high x 3m wide
- T71- *Eucalyptus sp.***
Current size: 15m high x 10 m wide
- T72- *Cupressus sp.***
Current size: 4m high x 3m wide

- T73- *Olea sp. and Schinus terbinthifolius***
Olive tree and Japanese Pepper Tree
Current sizes: 5m high x 4m wide
- T74 - *Eucalyptus sp.***
Current sizes: 4m high x 3m wide
heavy pollarding observed
- T100- *Tipuana tipu***
'Tipu tree', 'Pride of Bolivia'
Current size: 12m high x 12m wide
- T101- *Tipuana tipu***
'Tipu tree', 'Pride of Bolivia'
Current size: 15m high x 12m wide

H1 CAMBRIDGE STREET HEDGING

- Callistemon viminalis***
'Weeping bottlebrush'
4m high x 2m wide
- Melaleuca lanceolata***
'Rottnest Island Tea Tree', 'Moonah'
4m high x 2m wide
- H2 - SALVADO ROAD
ROSE GARDEN
*Rosa spp.***
Current size: 0.4-0.8m high

H3 - STATION STREET HEDGING

- Agonis flexuosa ‘nana’***
'Dwarf peppermint'
1.7m high
- Callistemon viminalis***
'Weeping bottlebrush'
4m high x 2m wide
- Melaleuca lanceolata***
'Rottnest Island Tea Tree', 'Moonah'
4m high x 2m wide

H4 - STATION STREET HEDGING

- Agonis flexuosa ‘nana’***
'Dwarf peppermint'
2.0m high
- Cupressus sp.***
'Cypress'
2.5m high
- Schinus terebinthifolius***
Brazilian pepper tree
2.0m high
- Olea sp.***
Olive tree/shrub
2.5m high

LANDSCAPE - EXISTING

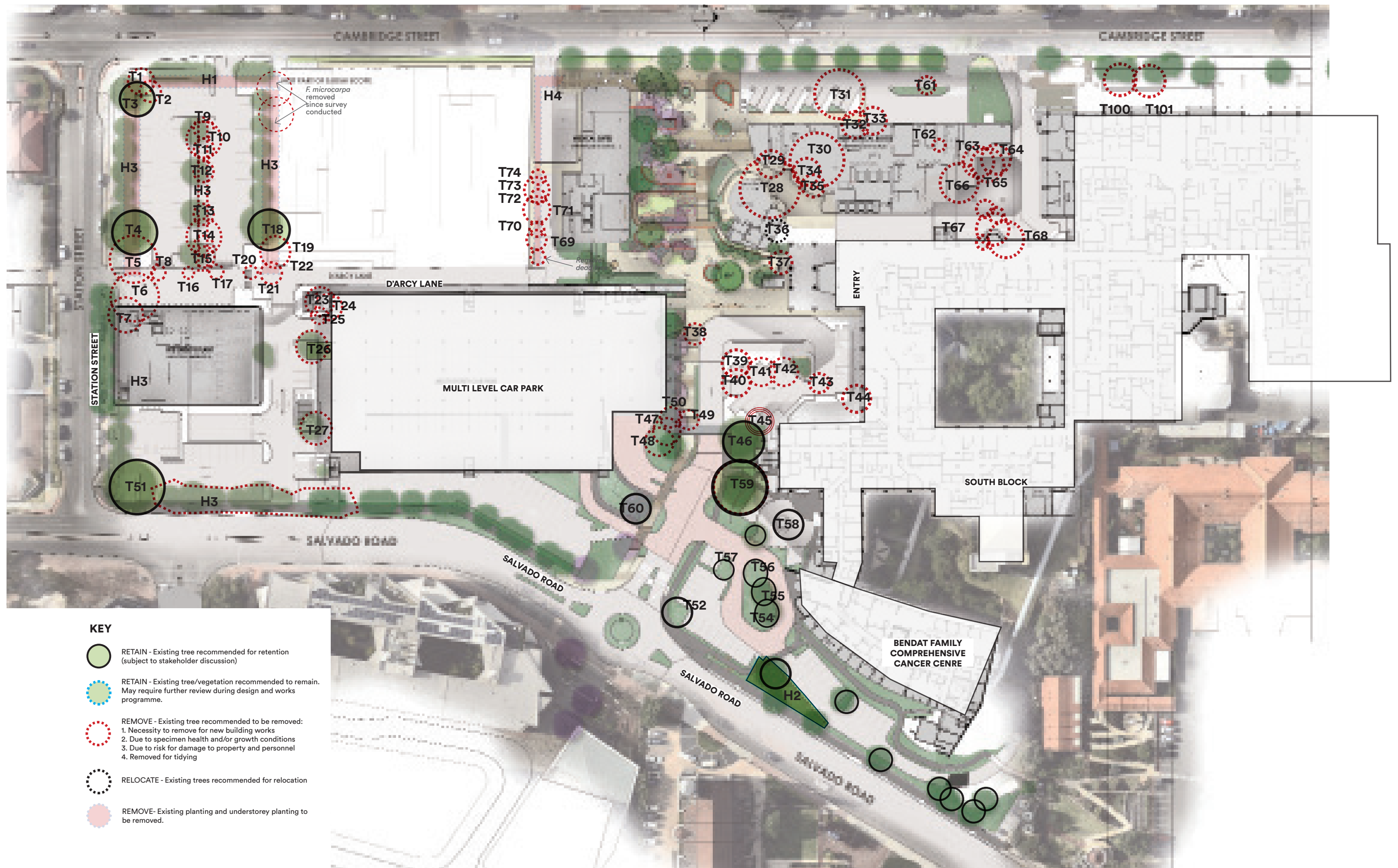
Existing Tree Images

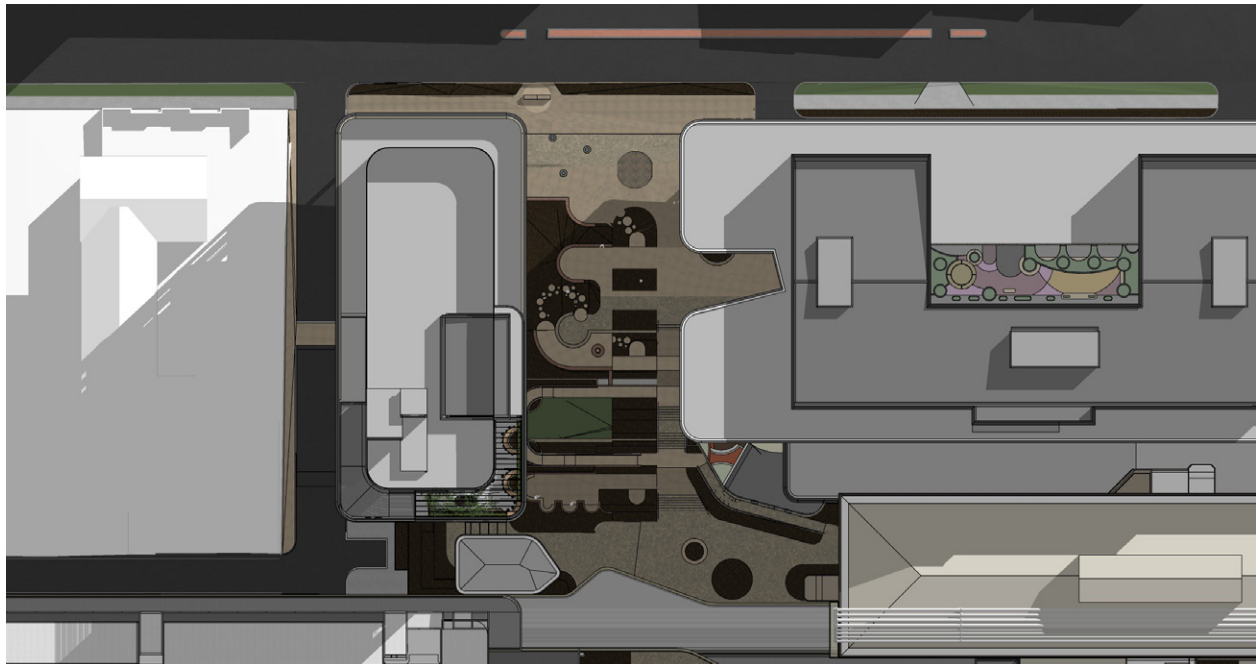


LANDSCAPE - SITE TREE RECONCILIATION

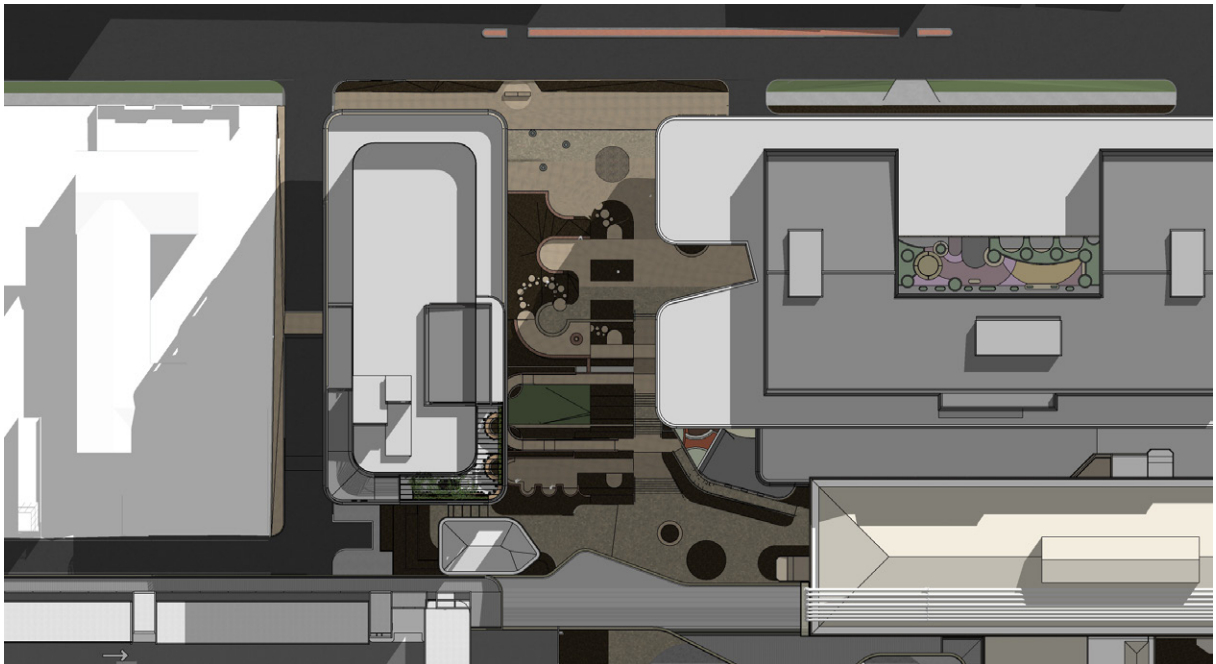
Existing trees reconciled with New Buildings & Landscape

APPENDIX E - EXISTING TREE RECONCILIATION DIAGRAM

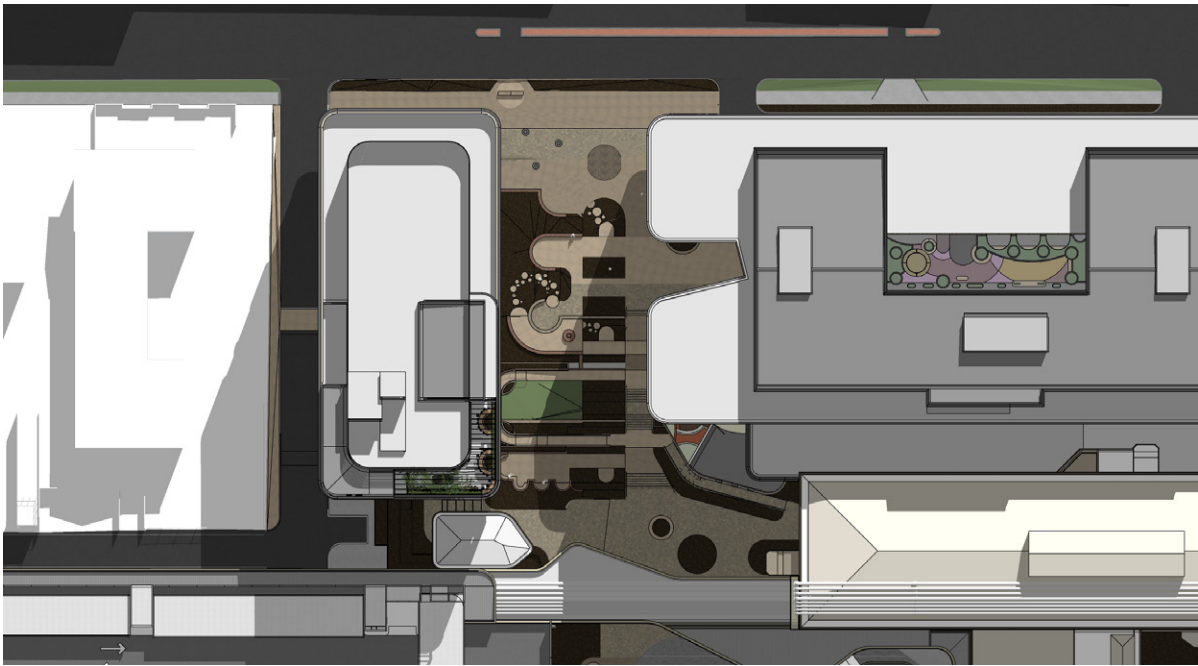




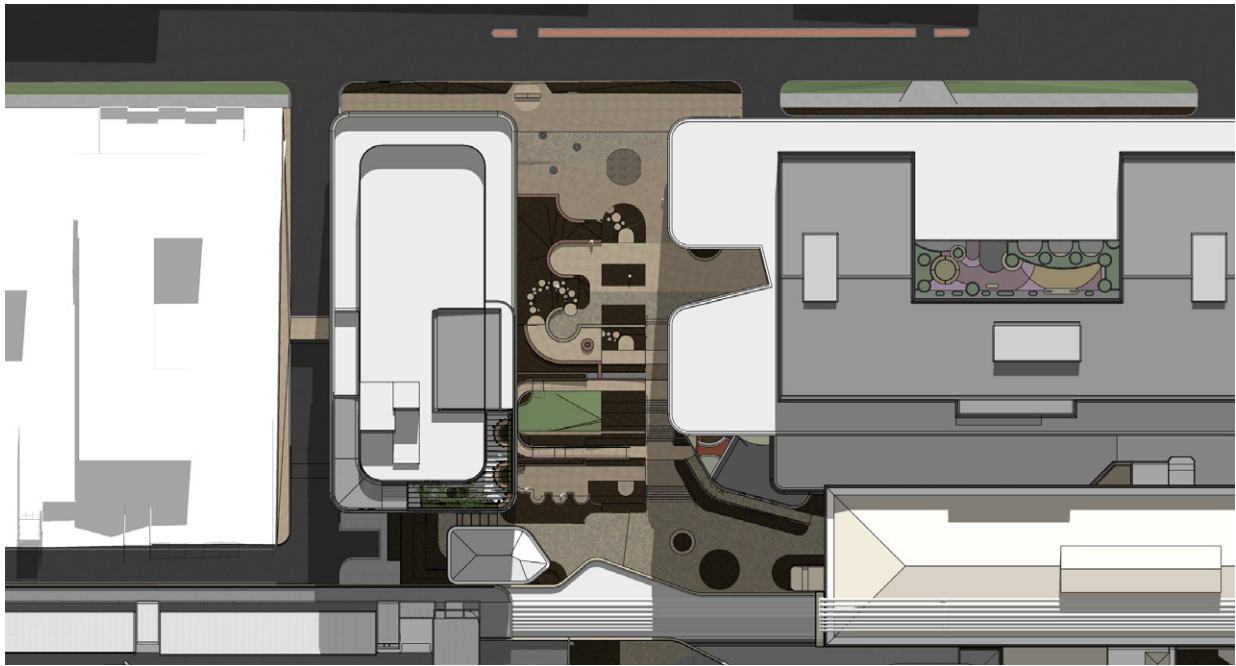
June 9am



June 10am

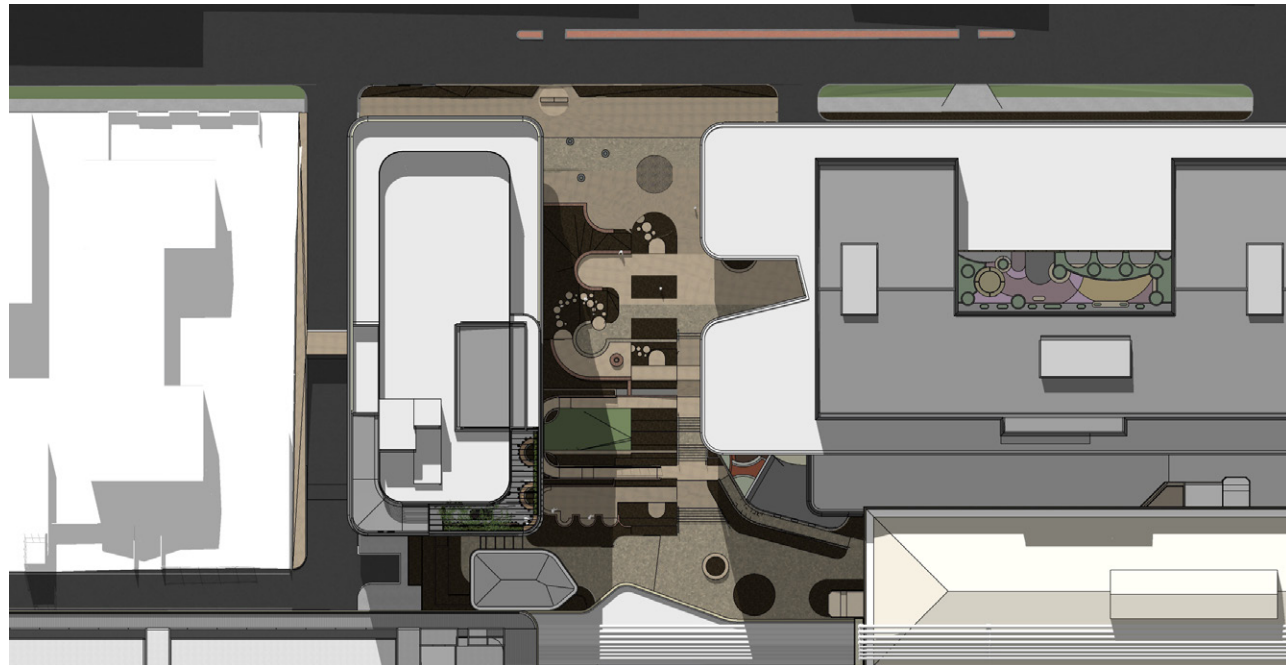


June 11am

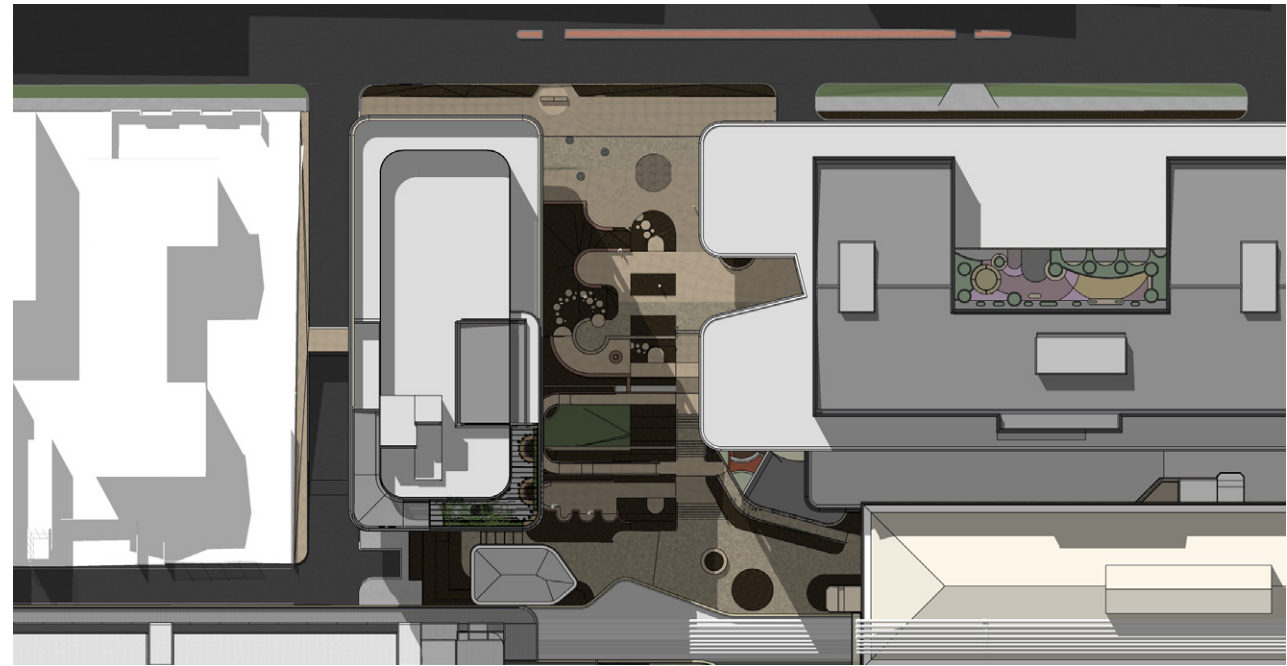


June 12pm

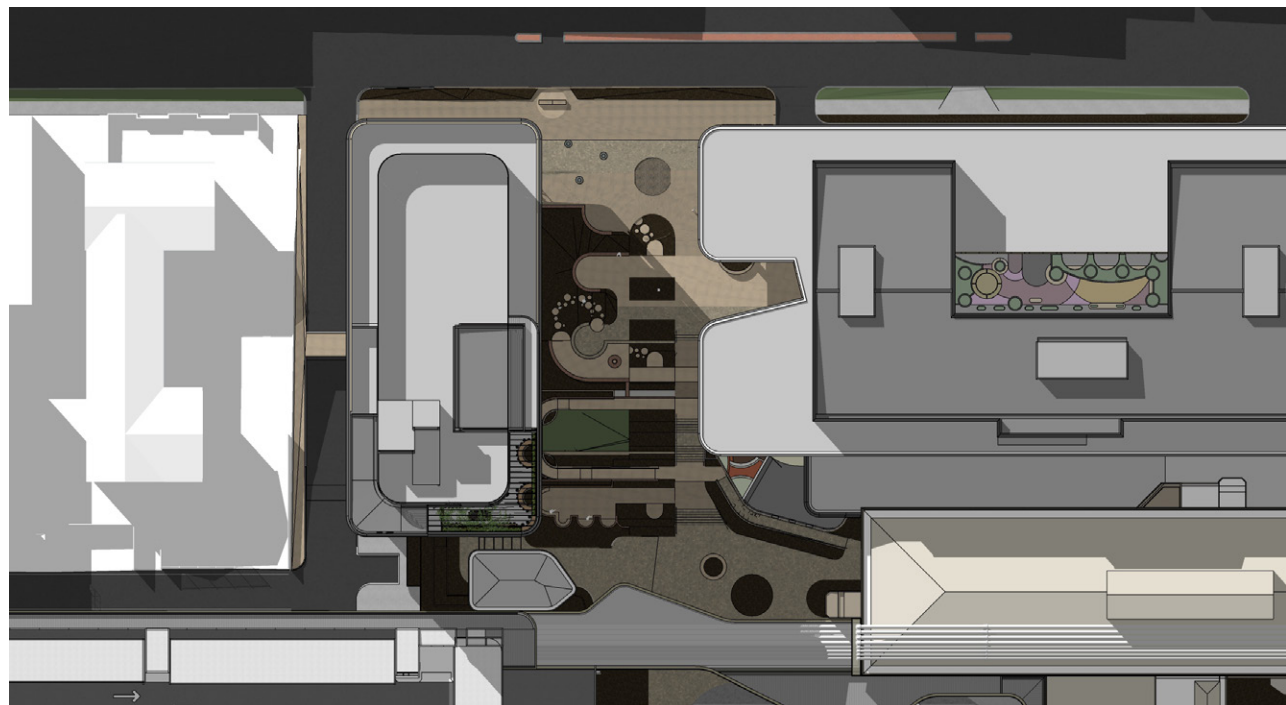
CAMBRIDGE ST



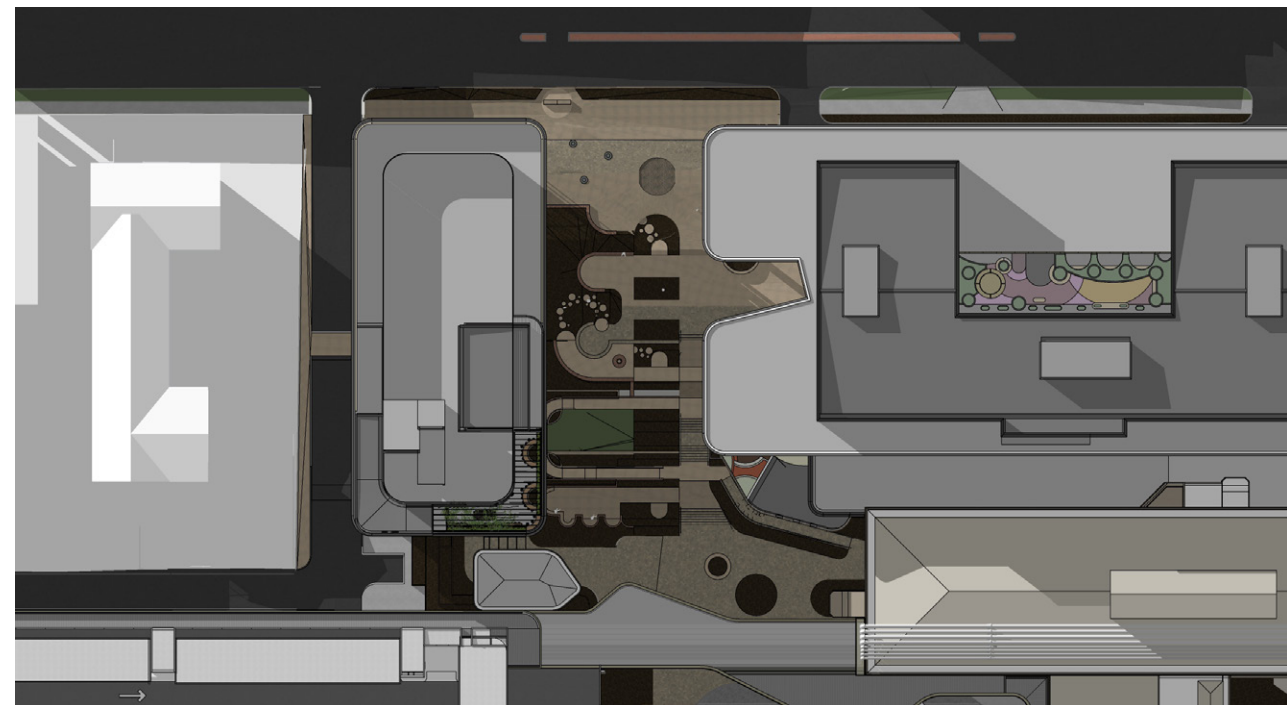
June 1pm



June 2pm

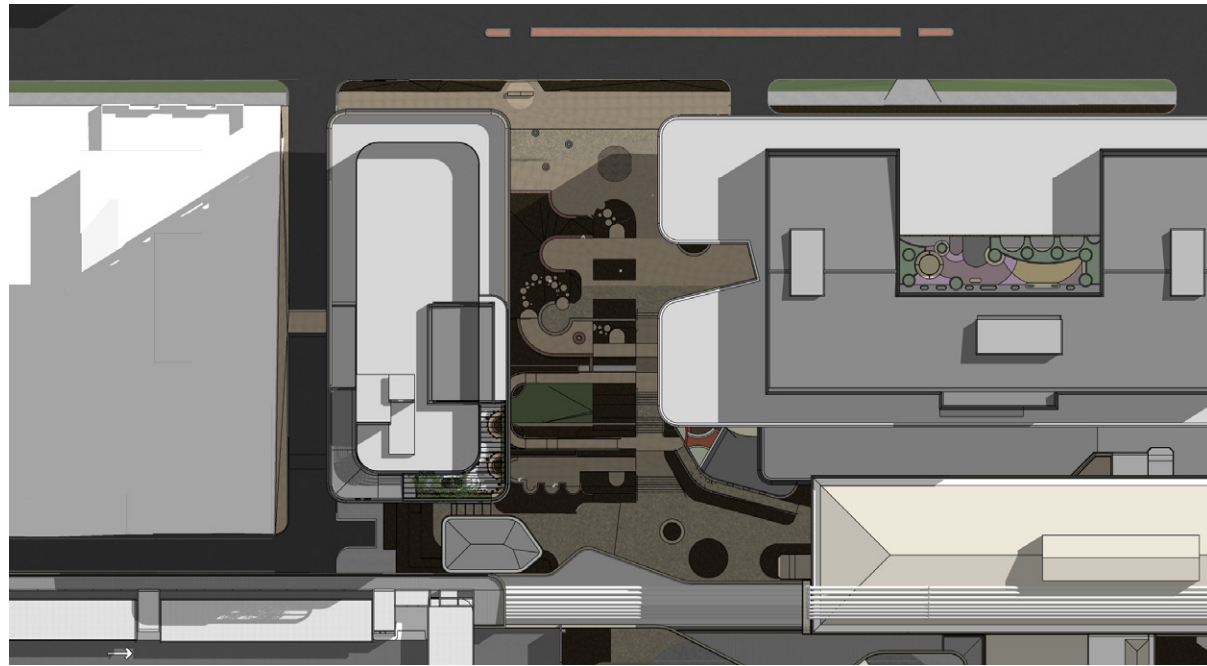


June 3pm

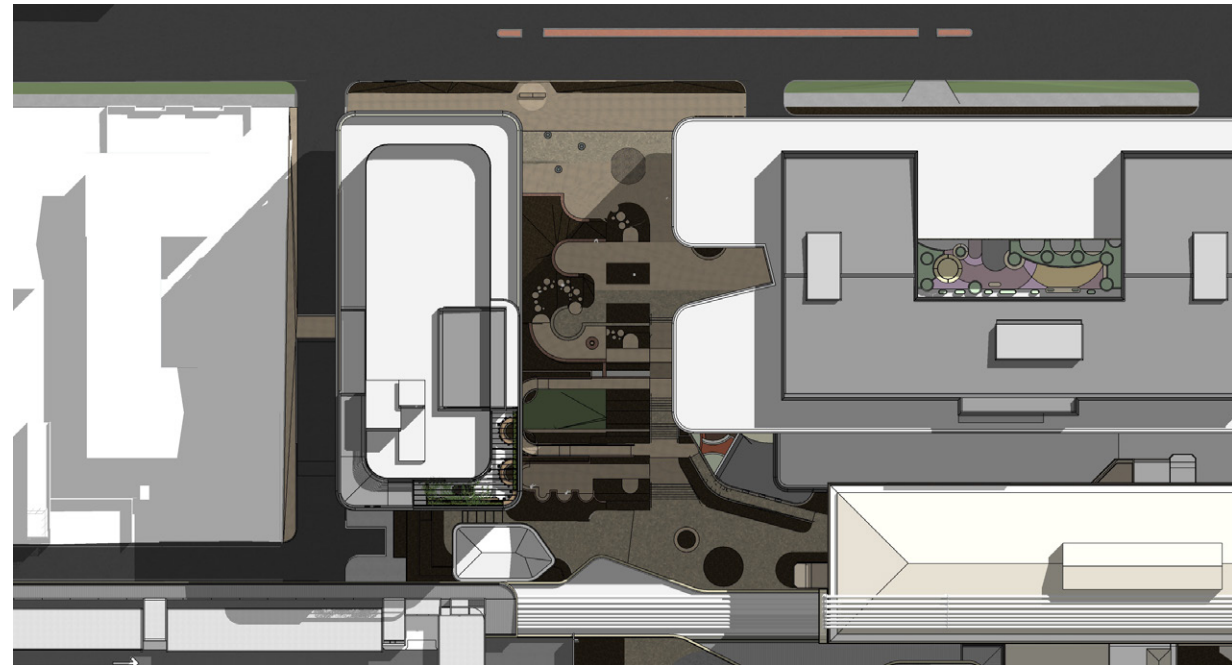


June 4pm

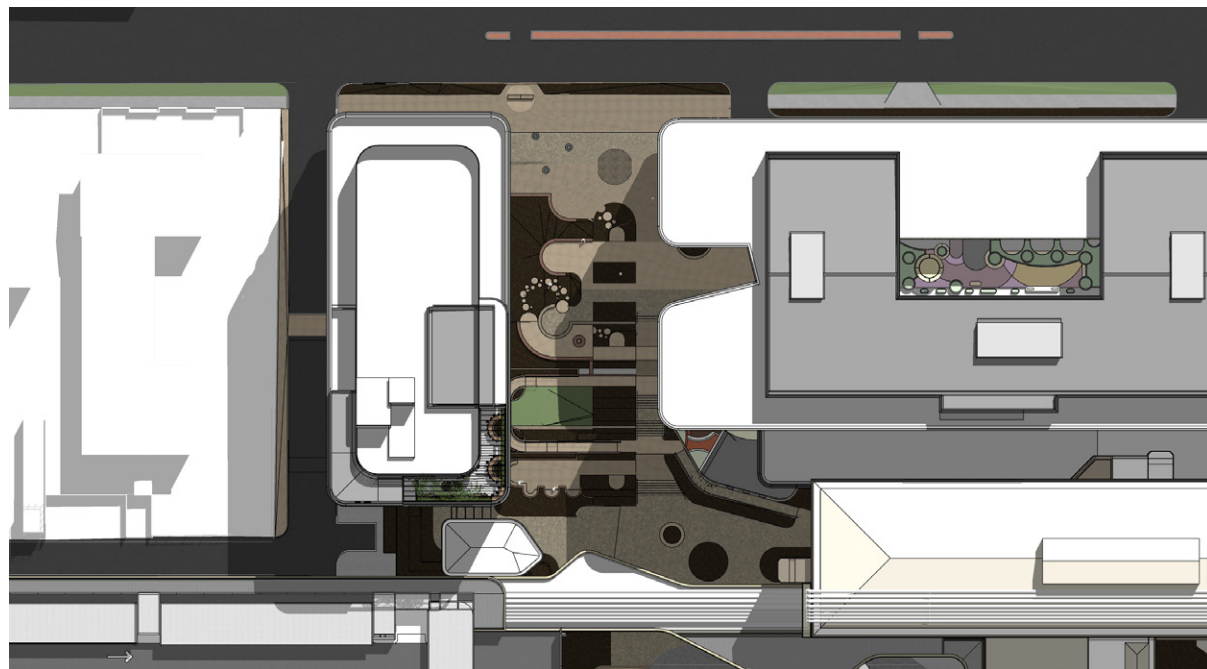
CAMBRIDGE ST



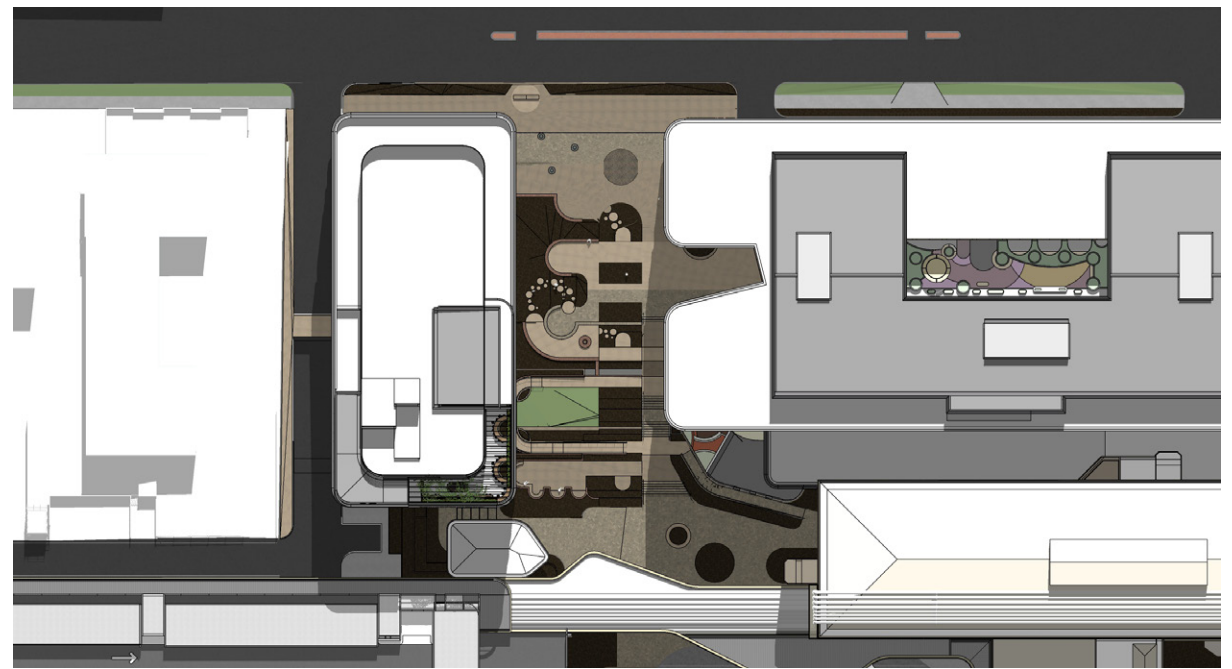
Sept 9am



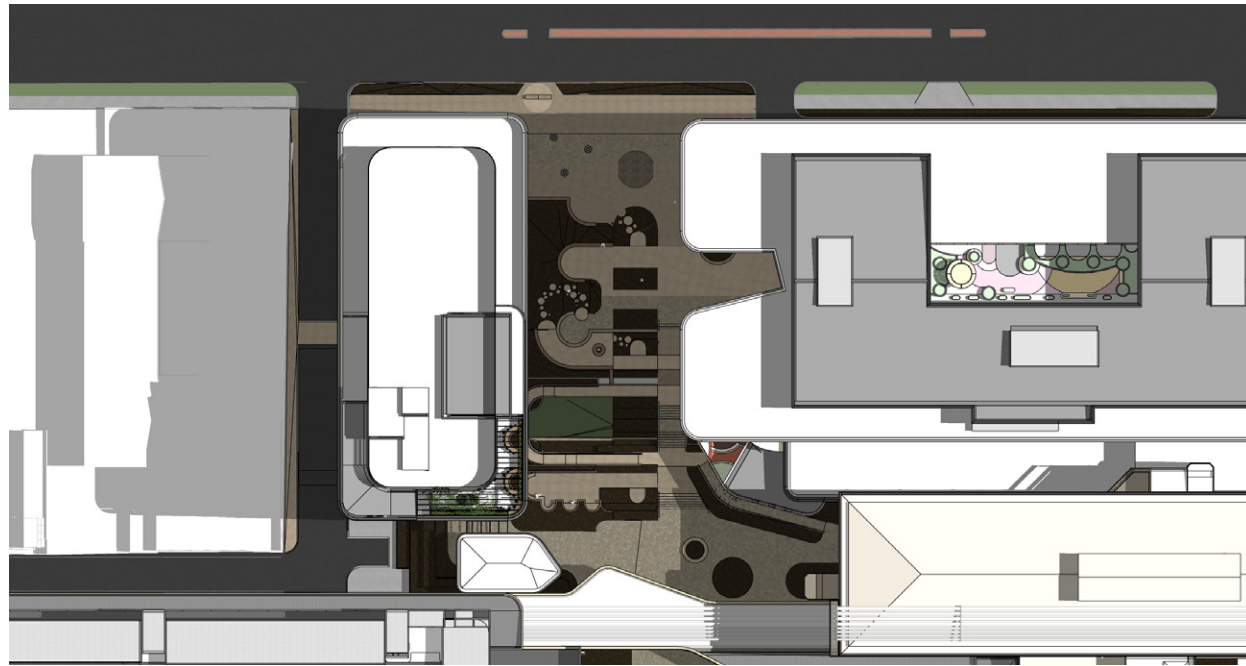
Sept 10am



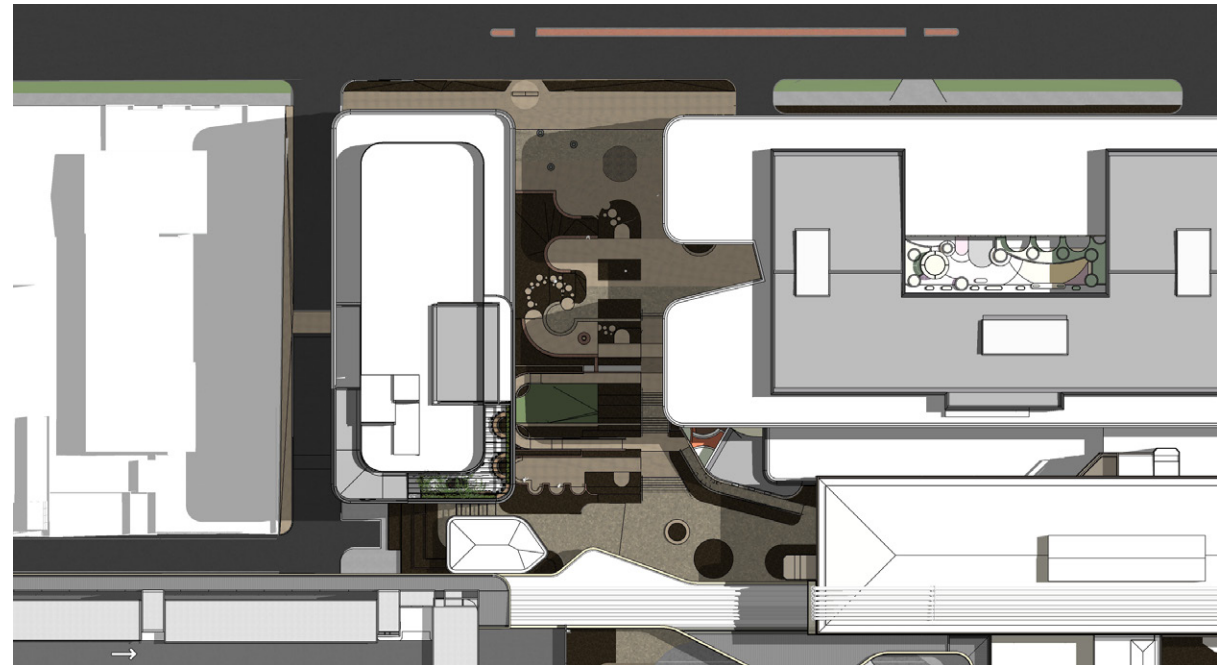
Sept 11am



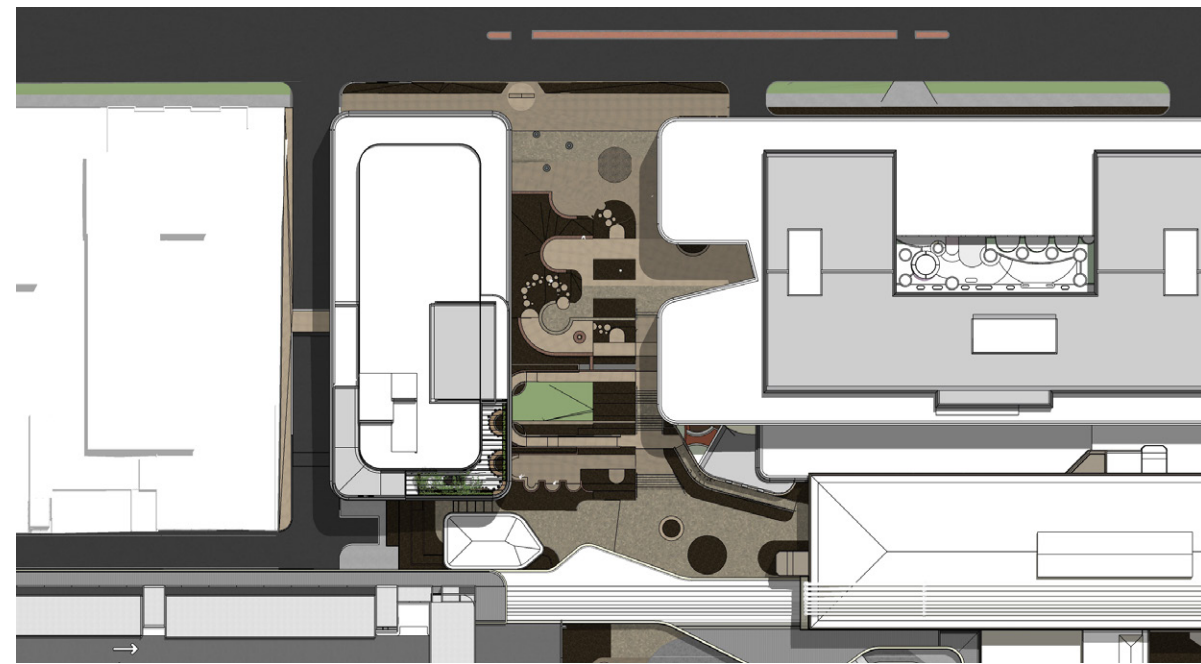
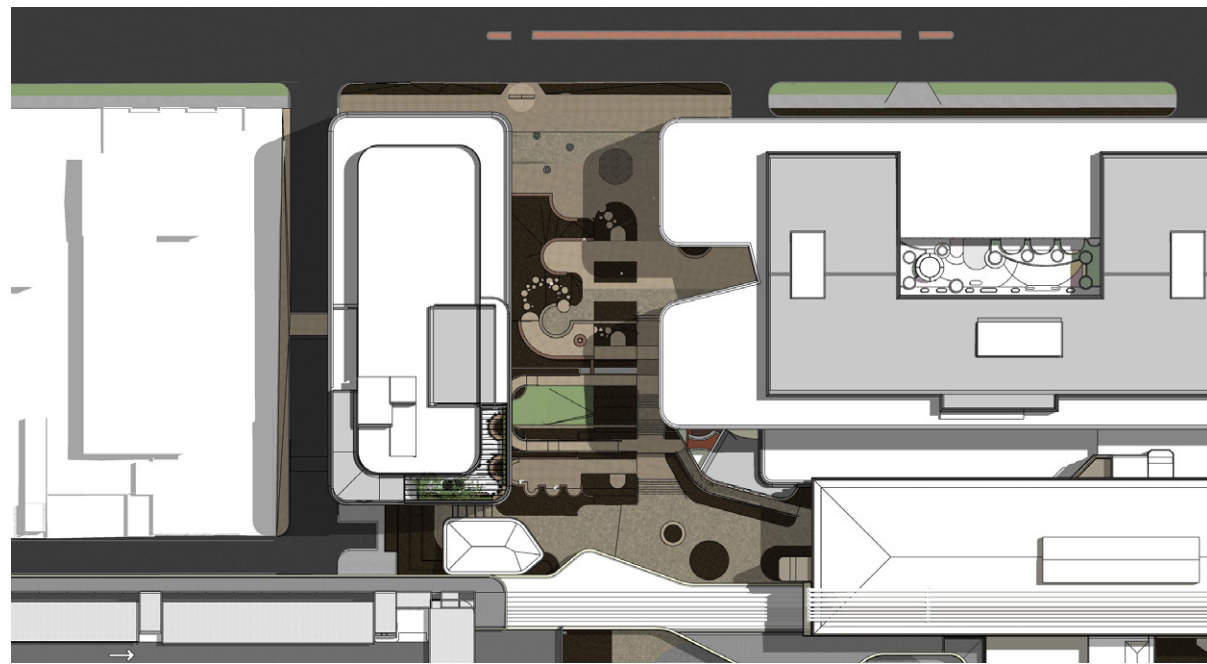
Sept 12am

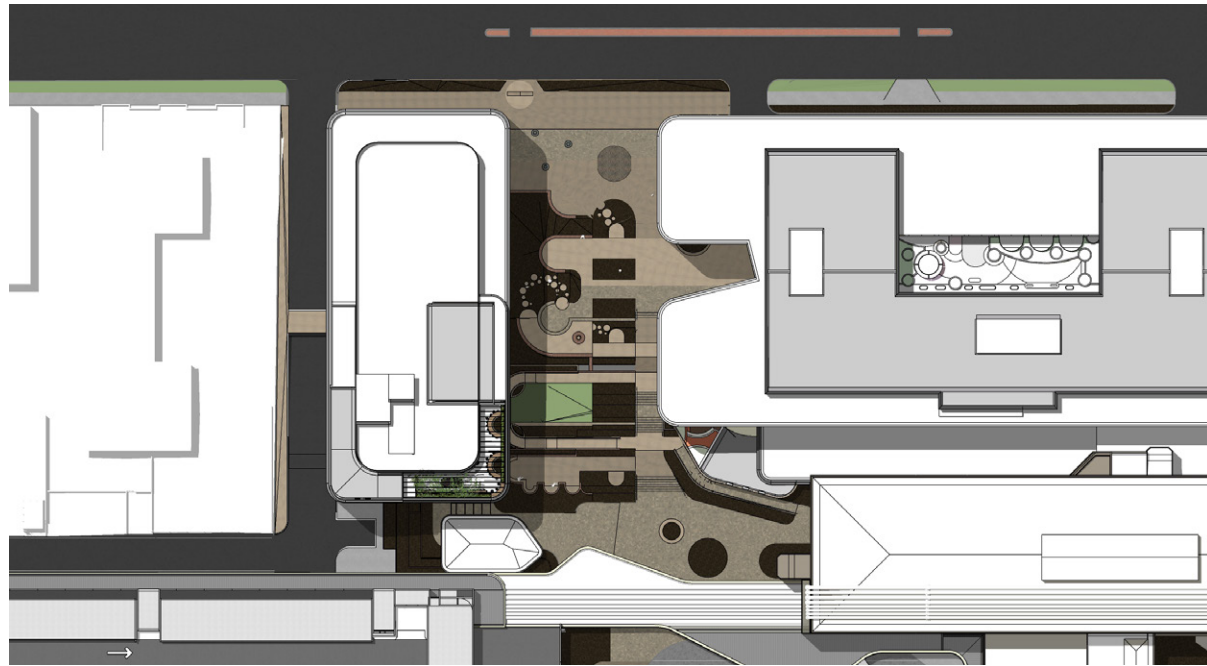


Jan 9am

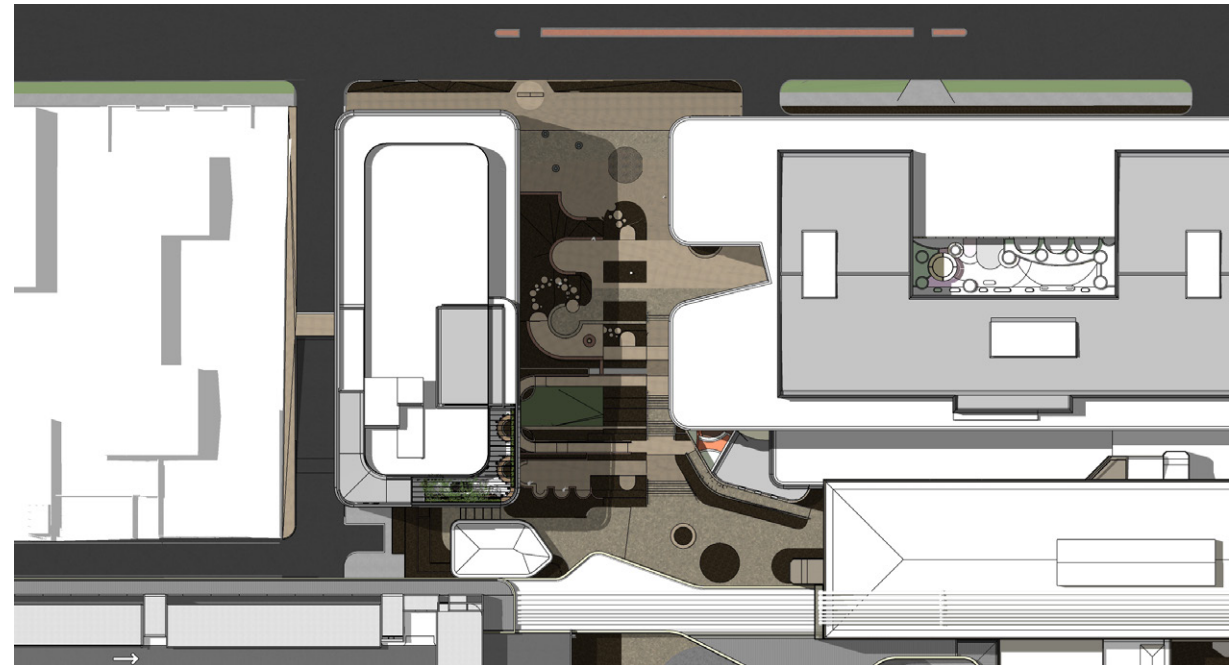


Jan 10am

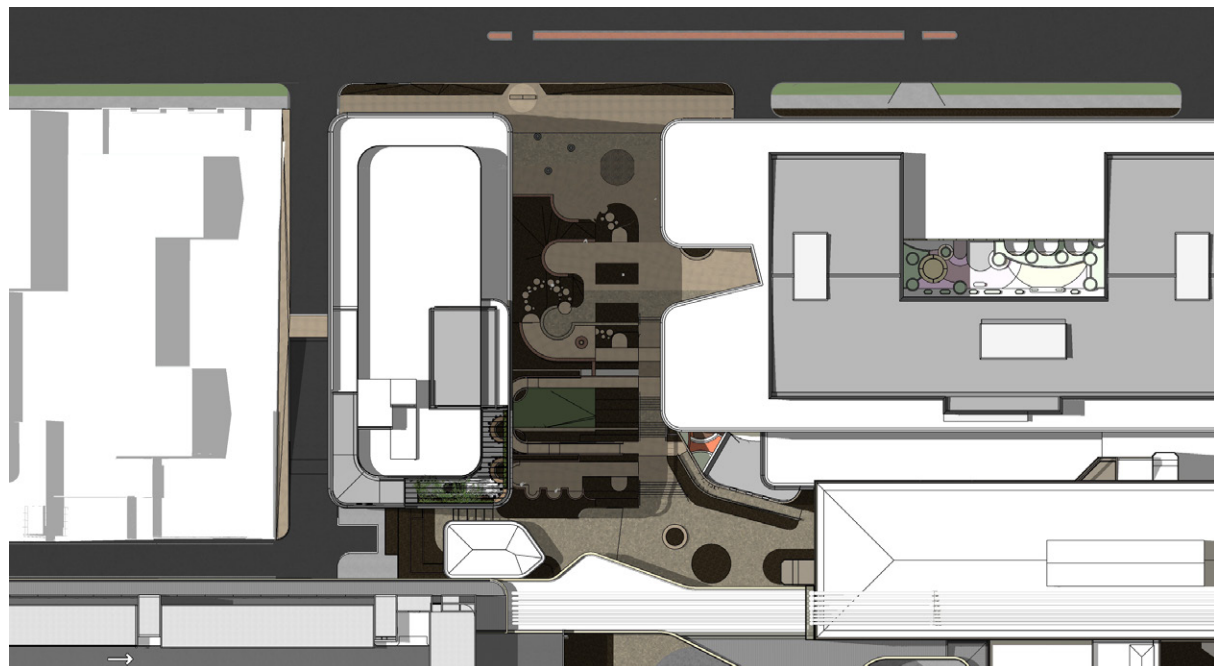




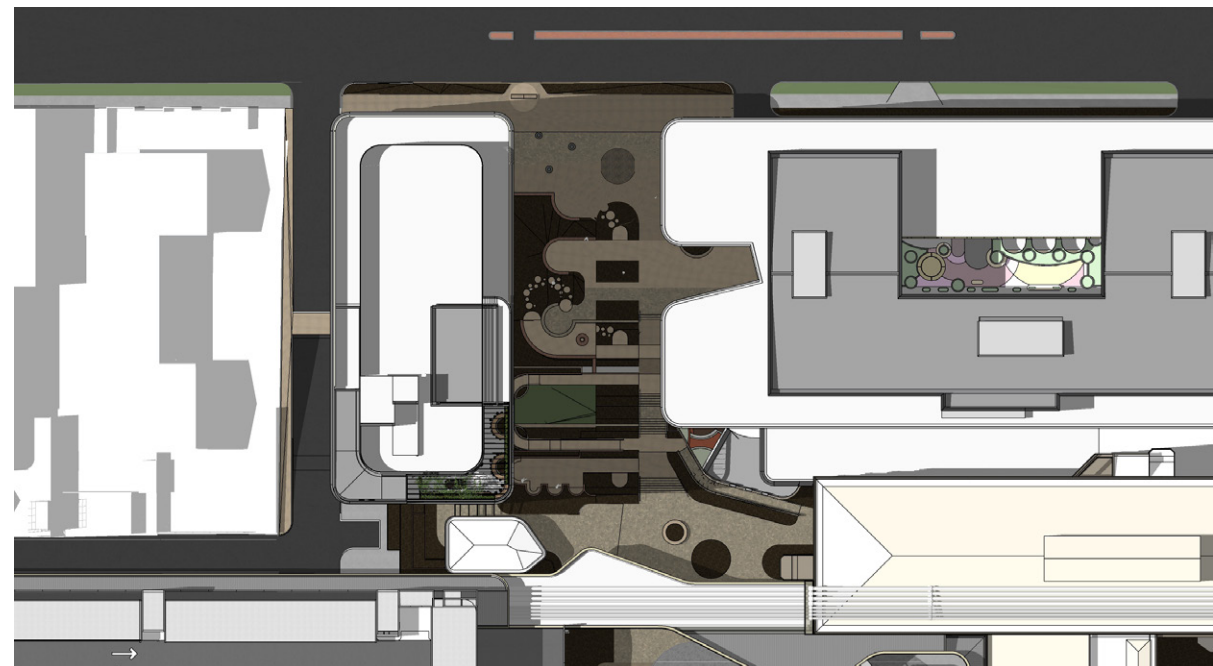
Jan 1pm



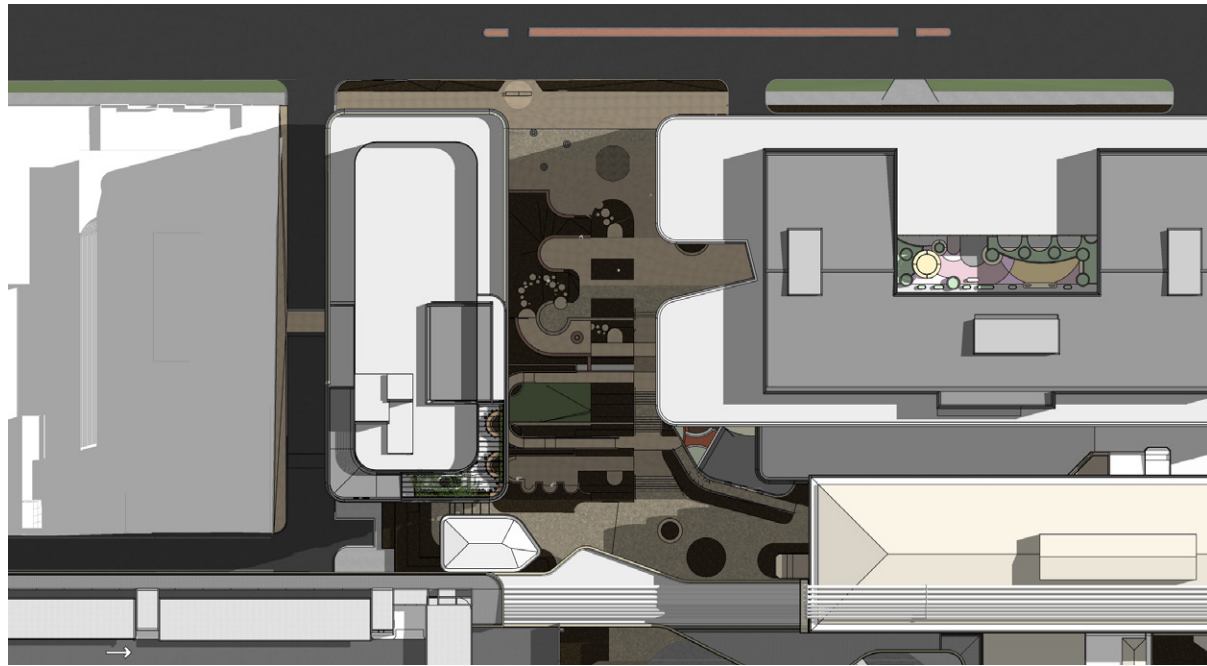
Jan 2pm



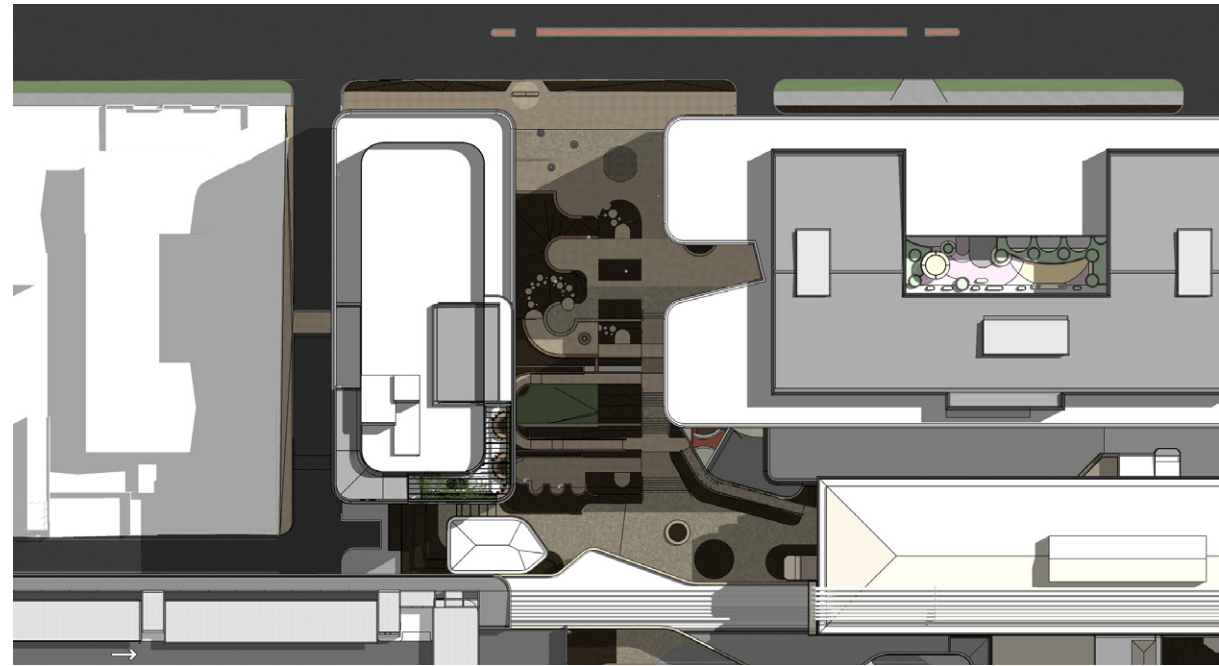
Jan 3pm



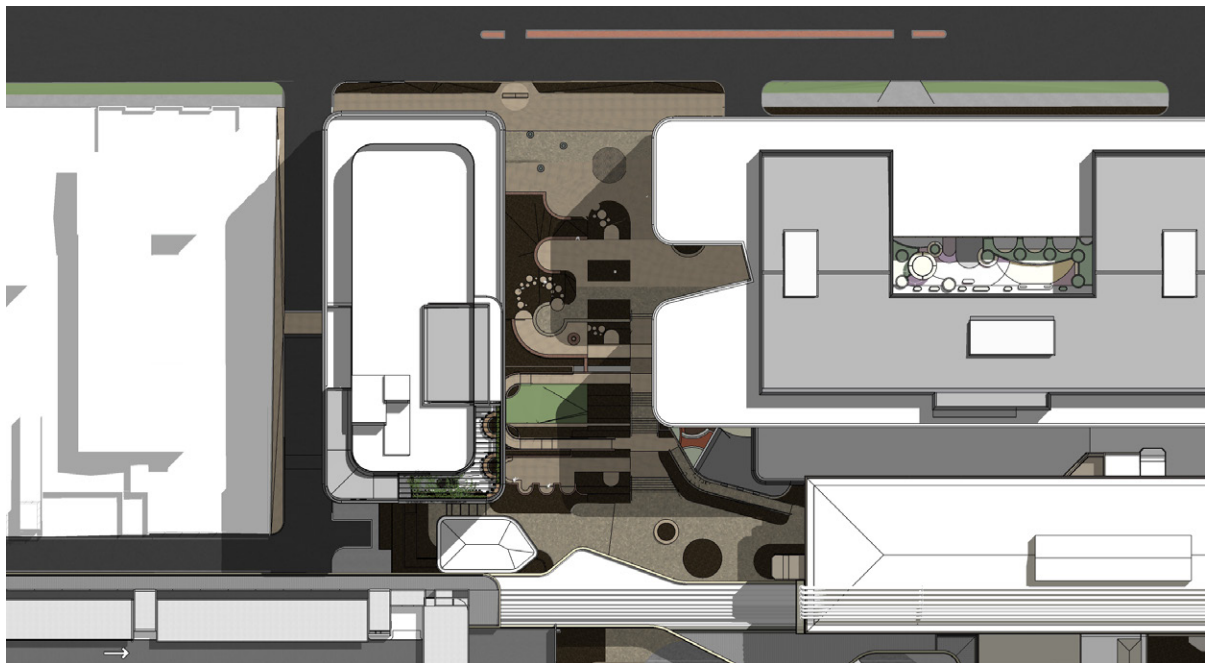
Jan 4pm



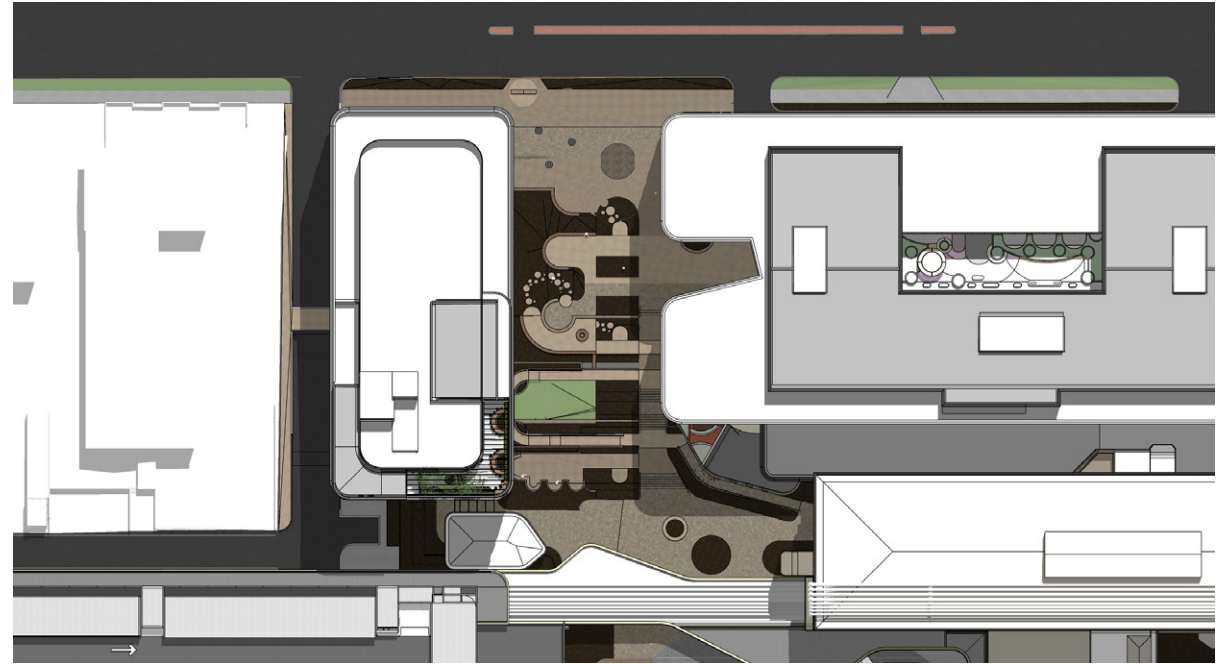
March 9am



March 10am

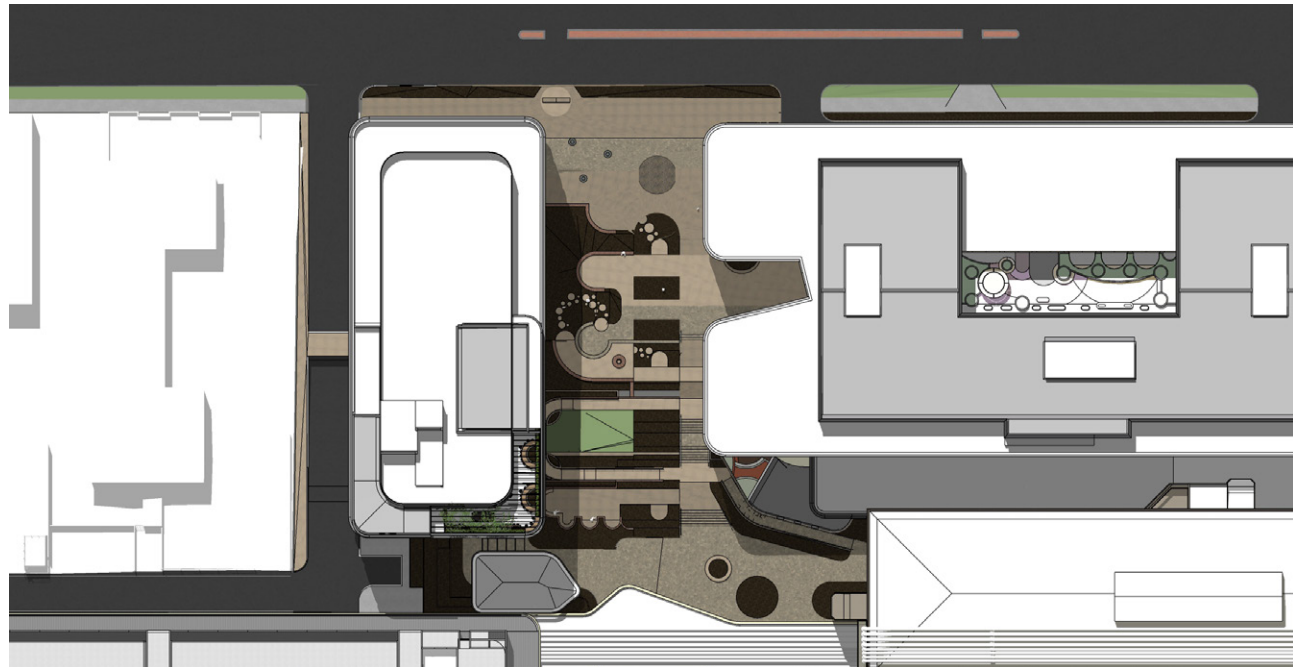


March 11am

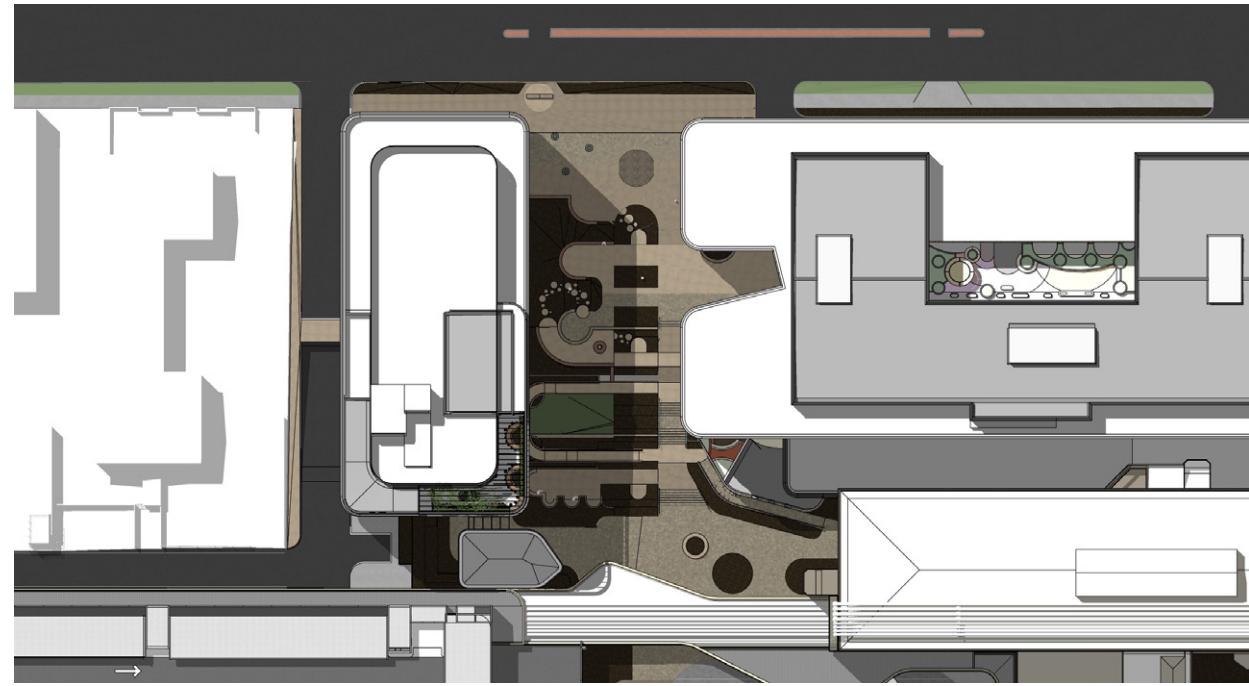


March 12pm

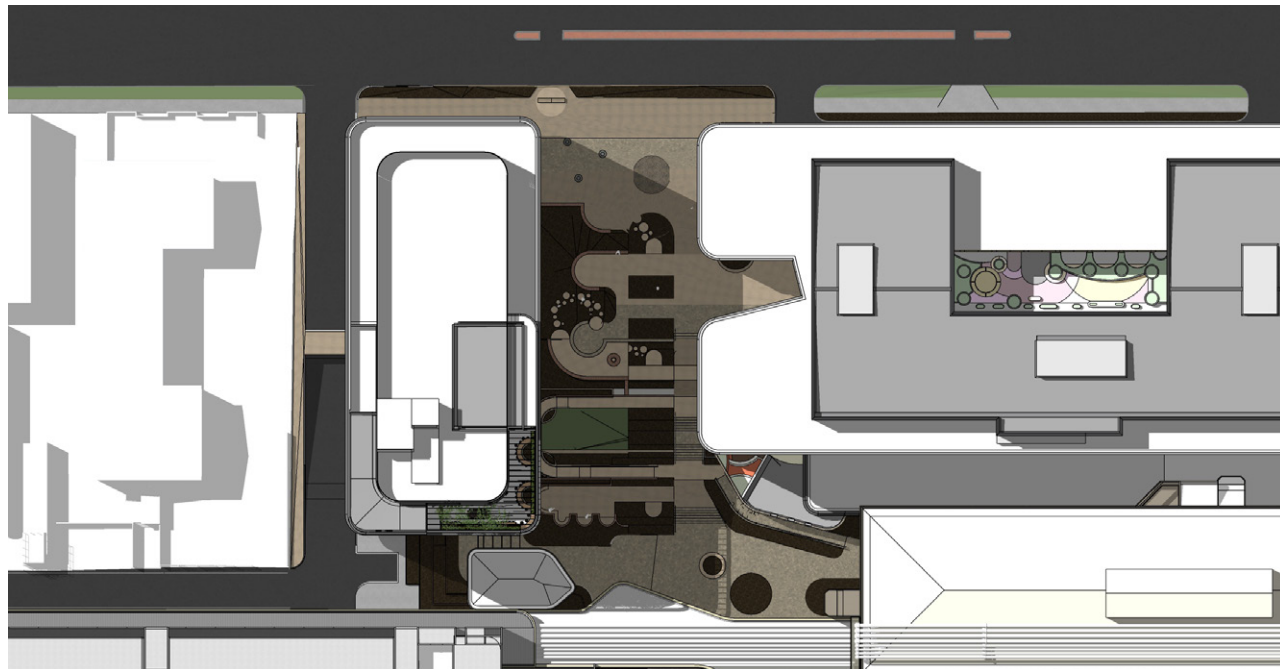
CAMBRIDGE ST



March 1pm



March 2pm



March 3pm