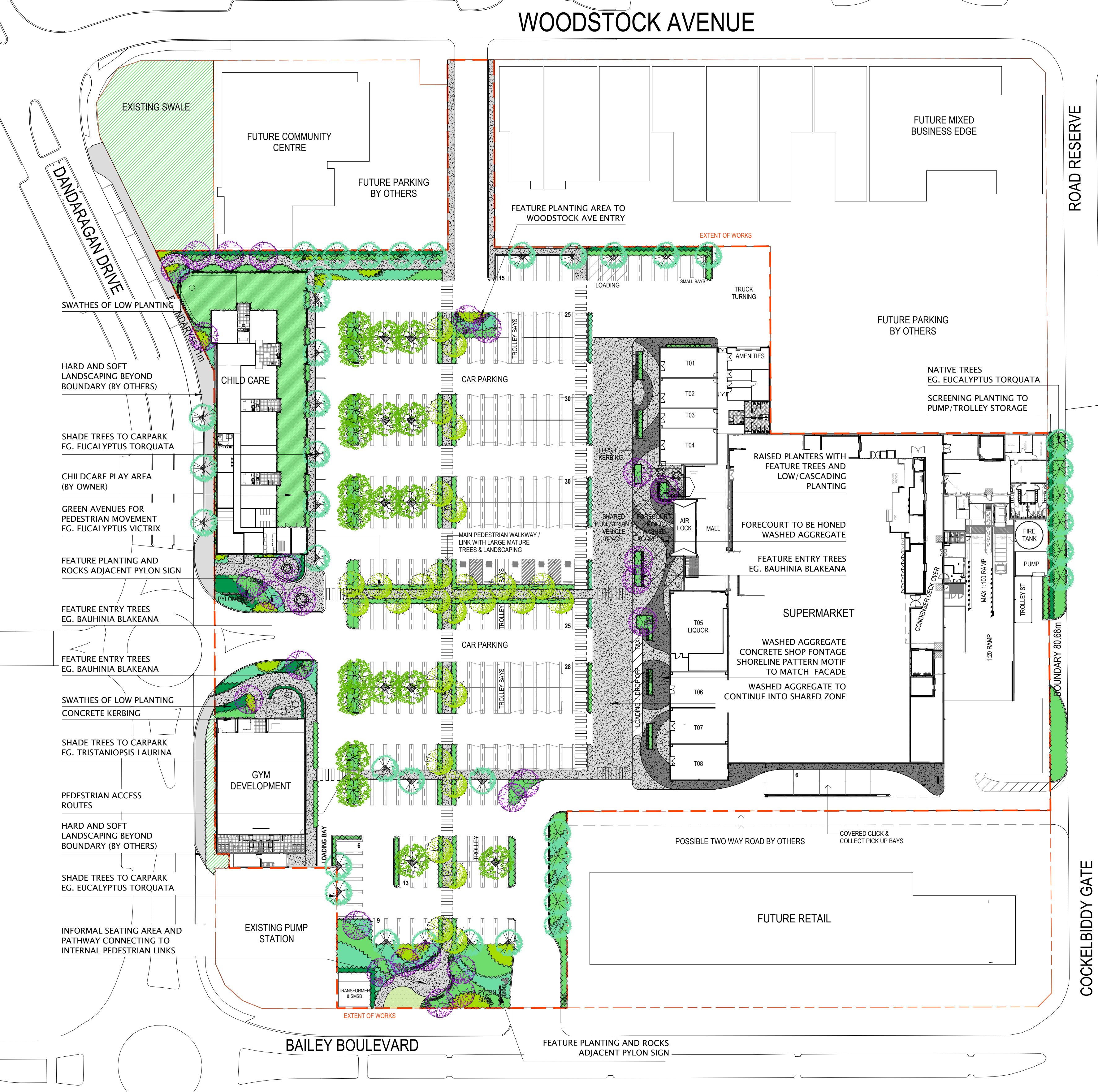


GENERAL NOTES:
1. THIS IS A CONCEPT PLAN ONLY.
2. ALL STRUCTURES SUBJECT TO ENGINEERING AND COUNCIL APPROVAL.
3. ALL MEASUREMENTS TO BE CHECKED PRIOR TO CONSTRUCTION.



LANDSCAPE PLANTING PLATTE

Symbol	Species	Common Name	Spacing	Size
Trees:				
BAUpur	Bauhinia purpurea	Hong Kong Orchid Tree	As shown	200L
EUClor	Eucalyptus torquata	Coral Gum	As shown	100L
EUCvic	Eucalyptus victrix	Little Ghost Gum	As shown	100L
TRlilau	Tristanopsis laurina	Luscious	As shown	100L
Shrubs and Groundcovers:				
CARgla	Carpobrotus glaucescens	Aussie Rambler	2m2	140mm
CAScou	Casuarina 'Cousin It'	Cousin It	3m3	140mm
DIAbia	Dianella tasmanica 'Blaze'	Blaze	3m3	140mm
DIAeme	Dianella tasmanica 'Emerald Arch'	Emerald Arch	3m3	140mm
DIAYwe	Dianella tasmanica 'Wyeena'	Wyeena	3m3	140mm
DICsil	Dichondra 'Silver Falls'	Silver Falls	3m3	140mm
EREBlu	Eremophila 'Blue Horizon'	Blue Horizon	2m2	140mm
FINnod	Ficinia nodosa	Knobby Club Rush	3m3	140mm
GAZdou	Gazania 'Double Gold'	Double Gold	3m3	140mm
GREgin	Grevillea obtusifolia 'Gin Gin Gem'	Gin Gin Gem	2m2	140mm
HEMPun	Hemidra pungens	Snake Bush	2m2	140mm
LEUbro	Leucophyta brownii	Silver Cushion Bush	3m3	140mm
LOMit	Lomandra 'Little Con'	Little Con	3m3	140mm
LOMtan	Lomandra 'Tanika'	Tanika	3m3	140mm
NANblu	Nandina domestica 'Blush'	Dwarf Sacred Bamboo	3m3	140mm
PHOfra	Photinia x fraseri	Thin Red	3m3	140mm
RHAori	Rhapiolepis 'Oriental Pearl'	Indian Hawthorn	3m3	140mm
SCAhum	Scaevola humilis 'Purple Fusion'	Fan Flower	2m2	140mm
WESaus	Westringia 'Aussie Box'	Compact Coastal Rosemary	3m3	140mm
WESmun	Westringia 'Mundi'	Flat Coastal Rosemary	3m3	140mm
WESgre	Westringia 'Grey Box'	Grey box	3m3	140mm
Feature Plants:				
STRreg	Strelitzia reginae	Bird of Paradise	As shown	12L

NOTES

1. GENERAL
- 1.1 DO NOT SCALE DRAWINGS - WRITTEN DIMENSIONS TAKE PRECEDENCE
- 1.2 ALL SCALES ARE AS NOTED AND TO SUIT A1 PAPER SIZE
- 1.3 ALL DIMENSIONS ARE IN MILLIMETERS, UNLESS OTHERWISE NOTED.
- 1.4 THIS DRAWING MUST BE READ IN CONJUNCTION WITH ALL RELEVANT CONTRACTS, SPECIFICATIONS, SCHEDULES, REPORTS AND DRAWINGS (TO FUTURE DETAIL).
- 1.5 NO HARDSCAPES OUTSIDE BOUNDARY TO BE INCLUDED WITHIN THIS APPLICATION.
2. SOIL PREPARATION
- 2.1 PLANTED AREAS SHALL BE SPREAD WITH MIN. 30mm OF APPROVED STANDARD SOIL CONDITIONER THAT SHALL BE RIPPED INTO EXISTING SOIL TO A MIN. DEPTH OF 200mm.
- 2.2 TURF AREAS SHALL BE EVENLY SPREAD WITH MIN. 30mm OF APPROVED STANDARD SOIL CONDITIONER THAT SHALL BE RIPPED INTO EXISTING SITE SOIL TO A DEPTH OF 100mm.
3. PLANTING
- 3.1 PLANTING TO BE SELECTED FROM PLANTING PALETTE ABOVE.
- 3.2 PLANTED AREAS SHALL BE MULCHED WITH AN ORGANIC MULCH UNLESS OTHERWISE STATED TO A MINIMUM DEPTH OF 75mm.
- 3.3 ADVANCED TREES SHALL BE STAKED W/ 50x50mm DIA HARDWOOD POSTS. POSTS SHALL BE PAINTED BLACK AND INSTALLED TO A MIN DEPTH OF 500mm. TREES SHALL BE SECURED TO POLES W/ RUBBER TIES IN FIGURE 8.
- 3.4 TREES PLANTED WITH IN 1000mm OF BOUNDARY WALLS AND/OR PARKING AREAS SHALL BE INSTALLED WITHIN 600mm DEPTH NYLEX ROOT BARRIER MEMBRANE. MEMBRANE SHALL BE INSTALLED AS PER MANUFACTURERS RECOMMENDATIONS.
- 3.5 TREE LOCATIONS ARE AS SHOWN - REFER TO LEGEND.
- 3.6 SHRUBS & GROUNDCOVERS IN MIXED PLANTING AREAS ARE TO BE PLANTED AT RANDOM IN GROUPINGS OF 2 OR 3.
- 3.7 ALL SHRUBS & GROUNDCOVERS ARE TO BE PLANTED AT EVEN SPACING. (TYPICALLY 2-3/m2).
- 3.8 IF SPECIES ARE UNAVAILABLE (OR IN SIZES SPECIFIED), SUBSTITUTES MUST BE APPROVED BY SUPERINTENDENT BEFORE DELIVERY AND INSTALLATION.
4. IRRIGATION
- 4.1 ALL PLANTING AND TURF AREAS TO BE IRRIGATED VIA A FULLY AUTOMATIC SYSTEM FROM MAINS.
- 4.2 ALL TURF TO BE IRRIGATED VIA ARTICULATED RISERS. ALL GARDEN BEDS TO BE IRRIGATED VIA POLY RISER JETS. ALL TREES TO BE IRRIGATED VIA BUBBLERS.
- 4.3 WATER PRESSURE TO HAVE A MINIMUM FLOW RATE OF 30L/pn AT 300kPa FROM THE WATER CONNECTION POINT.
- 4.4 CONTROLLER TO BE LOCATED IN SERVICE ROOM UNLESS OTHERWISE DIRECTED.
- 4.5 SLEEVES BENEATH PAVED SURFACES TO BE PROVIDED BY OTHERS.
- 4.6 IRRIGATION SYSTEM SHALL BE DUAL PROGRAM TO ALLOW TURF AND PLANTING AREAS TO BE WATERED SEPARATELY.

LEGEND

TREES

SELECTED PEDESTRIAN AVENUE TREES
EG. EUCALYPTUS VICTRIX

SELECTED ENTRY FEATURE TREES
EG. BAUHINIA BLAKEANA

SELECTED CARPARK TREES
EG. EUCALYPTUS TORQUATA

SELECTED CARPARK TREES
EG. TRISTANIOPSIS LAURINA

FEATURE PLANTS

FEATURE PLANTING
EG. BIRDS OF PARADISE

PLANTING

PLANTING OUTSIDE OF PROJECT SCOPE

PLANTING TYPE 01 (LOW/GREEN FOLIAGE)

PLANTING TYPE 02 (SHRUB PLANTING)

PLANTING TYPE 03 (LOW/GREY FOLIAGE)

PLANTING TYPE 04 (DARK/PURPLE FOLIAGE)

SELECTED TURF
EG. WINTERGREEN COUCH LAWN

LANDSCAPE ELEMENTS

CONCRETE KERB

ORGANIC MULCH
EG. WOODCHIP MULCH 75mm

WASHED EXPOSED AGGREGATE MIX 01 - TBC


WASHED EXPOSED AGGREGATE MIX 02 - TBC

HONED EXPOSED AGGREGATE

PAVING OUTSIDE OF PROJECT SCOPE

FEATURE LIMESTONE BOULDERS

REV	DATE	DWN	APP	DESCRIPTION
A	24.08.2020	KD	KD	LANDSCAPE GA PLAN
B	15.10.2020	KD	KD	UPDATED LAYOUT
C	16.12.2020	KD	KD	REDESIGN WITH PEDESTRIAN FOCUS
D	14.01.2021	KD	KD	REDESIGN WITH ADDITIONAL TENANCIES
E	15.02.2021	KD	KD	UPDATED TO COUNCIL COMMENT



kelsie davies

landscape architecture

DEVELOPMENT APPROVAL


DEPARTMENT OF PLANNING, LANDS AND HERITAGE	
DATE	FILE
18-Feb-2021	SDAU-009-20

Innaloo WA 6018
mob: 0450 965 569
email: kelsie@kdla.com.au

JOB No. 0072

PAGE 101

REV E



FLORIDA BEACH SHOPPING CENTRE

LANDSCAPE CONCEPT PLAN

COLES GROUP PROPERTY DEVELOPMENT

CNR DANDARAGAN DR + BAILEY BLVD, DAWESVILLE